

2023 Annual Agency Profile - Otsego County Board of Commissioners (NTD ID 50340)

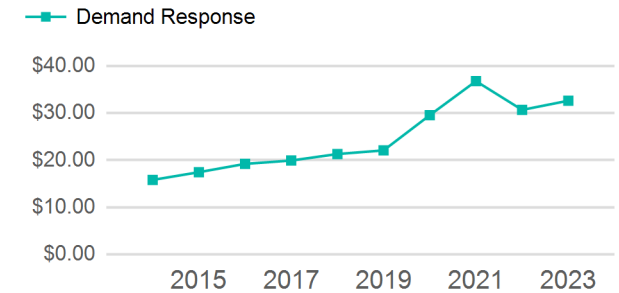
Mailing Address: 1254 Energy Drive
Gaylord, MI

Website: <https://www.otsegocountymi.gov/236/Bus-System>

Service Consumed

Annual Unlinked Trips (UPT) 40,752

Operating Expenses per Vehicle Revenue Mile



Assets

Revenue Vehicles	19
Service Vehicles	1
Facilities	1

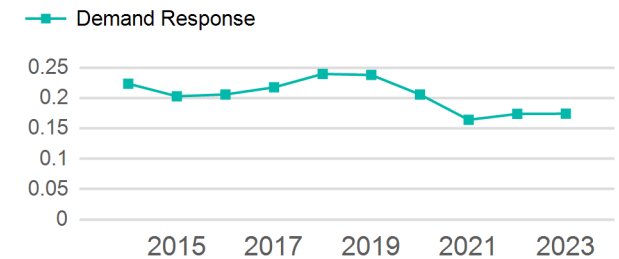
Service Supplied

Annual Vehicle Revenue Miles (VRM)	233,828
Annual Vehicle Revenue Hours (VRH)	19,372
Vehicles Operated in Maximum Service (VOMS)	14

Modal Characteristics

Mode	Annual Unlinked Passenger Trips	Directly Operated VOMS	Purchased Transportation VOMS	Annual Vehicle Revenue Miles	Annual Vehicle Revenue Hours
Demand Response	40,752	14	0	233,828	19,372
Total	40,752	14	0	233,828	19,372

Unlinked Passenger Trip per Vehicle Revenue Mile



Metrics

Mode	Service Efficiency		Service Effectiveness		
	OE per VRM	OE per VRH	UPT per VRM	UPT per VRH	OE per UPT
Demand Response	\$5.68	\$68.60	0.2	2.1	\$32.61
Total	\$5.68	\$68.60	0.2	2.1	\$32.61

2023 Annual Agency Profile - Otsego County Board of Commissioners (NTD ID 50340)

2023 Funding Breakdown

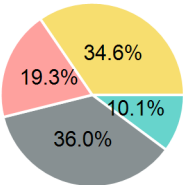
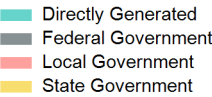
Summary of Operating Expenses (OE)

Sources of Operating Funds Expended

Operating Funding Sources

Mode	Operating Expenses	Fare Revenues
Demand Response	\$1,328,962	\$0
Total	\$1,328,962	\$0

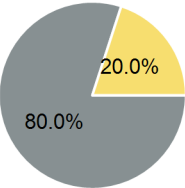
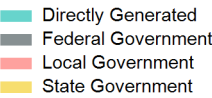
Directly Generated	\$134,675
Federal Government	\$478,426
Local Government	\$256,241
State Government	\$459,620
Total Operating Funds Expended	\$1,328,962



Capital Funding Sources

Sources of Capital Funds Expended

Directly Generated	\$0
Federal Government	\$317,480
Local Government	\$0
State Government	\$79,370
Total Capital Funds Expended	\$396,850



2023 Asset Management

Transit Asset Management (TAM) Tier	Tier II	TAM Sponsor NTD ID	5R03
Metrics			
Mode			Average Fleet Age in Years

Demand Response	4.7
-----------------	-----