

2023 Annual Agency Profile - Perry County Transit (NTD ID 50343)

Mailing Address: 212 S MAIN ST
NEW LEXINGTON, OH

Website: <https://www.perrycountytransit.com/>

Service Consumed

Annual Unlinked Trips (UPT) 50,094

Service Supplied

Annual Vehicle Revenue Miles (VRM) 754,217

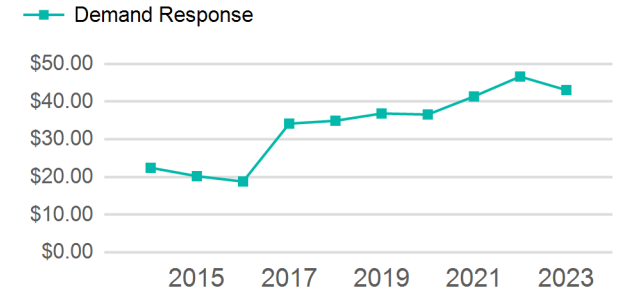
Annual Vehicle Revenue Hours (VRH) 32,556

Vehicles Operated in Maximum Service (VOMS) 29

Assets

Revenue Vehicles 31
Service Vehicles
Facilities

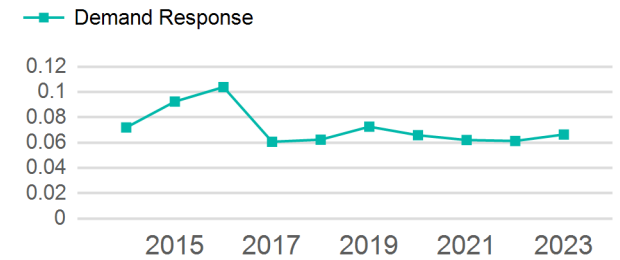
Operating Expenses per Vehicle Revenue Mile



Modal Characteristics

Mode	Annual Unlinked Passenger Trips	Directly Operated VOMS	Purchased Transportation VOMS	Annual Vehicle Revenue Miles	Annual Vehicle Revenue Hours
Demand Response	50,094	29	0	754,217	32,556
Total	50,094	29	0	754,217	32,556

Unlinked Passenger Trip per Vehicle Revenue Mile



Metrics

Service Efficiency

Service Effectiveness

Mode	OE per VRM	OE per VRH	UPT per VRM	UPT per VRH	OE per UPT
Demand Response	\$2.86	\$66.24	0.1	1.5	\$43.05
Total	\$2.86	\$66.24	0.1	1.5	\$43.05

2023 Annual Agency Profile - Perry County Transit (NTD ID 50343)

2023 Funding Breakdown

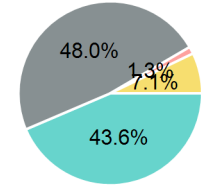
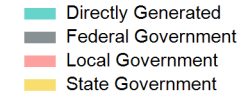
Summary of Operating Expenses (OE)

Mode	Operating Expenses	Fare Revenues
Demand Response	\$2,156,496	\$0
Total	\$2,156,496	\$0

Sources of Operating Funds Expended

Directly Generated	\$939,887
Federal Government	\$1,035,909
Local Government	\$27,169
State Government	\$153,531
Total Operating Funds Expended	\$2,156,496

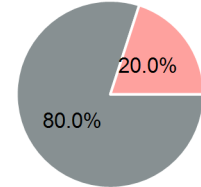
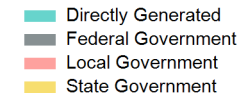
Operating Funding Sources



Sources of Capital Funds Expended

Directly Generated	\$0
Federal Government	\$28,088
Local Government	\$7,023
State Government	\$0
Total Capital Funds Expended	\$35,111

Capital Funding Sources



2023 Asset Management

Transit Asset Management (TAM) Tier	Tier II	TAM Sponsor NTD ID	5R05
--	---------	---------------------------	------

Metrics

Mode	Average Fleet Age in Years
Demand Response	4.4