

2023 Annual Agency Profile - Sanilac County Board of Commissioners (NTD ID 50346)

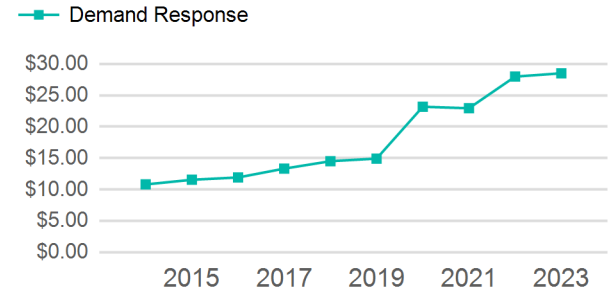
Mailing Address: 110 Campbell Road
SANDUSKY, MI

Website: <http://www.sanilactransportation.com/>

Service Consumed

Annual Unlinked Trips (UPT) 64,047

Operating Expenses per Vehicle Revenue Mile



Assets

Revenue Vehicles	19
Service Vehicles	1
Facilities	1

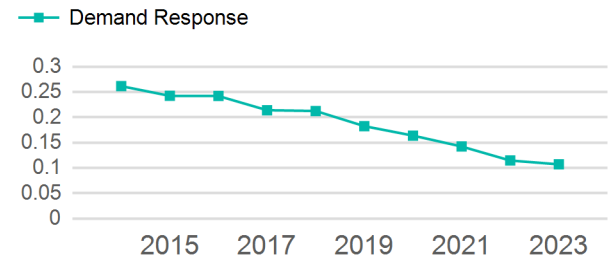
Service Supplied

Annual Vehicle Revenue Miles (VRM)	597,848
Annual Vehicle Revenue Hours (VRH)	24,112
Vehicles Operated in Maximum Service (VOMS)	16

Modal Characteristics

Mode	Annual Unlinked Passenger Trips	Directly Operated VOMS	Purchased Transportation VOMS	Annual Vehicle Revenue Miles	Annual Vehicle Revenue Hours
Demand Response	64,047	16	0	597,848	24,112
Total	64,047	16	0	597,848	24,112

Unlinked Passenger Trip per Vehicle Revenue Mile



Mode	Service Efficiency		Service Effectiveness		
	OE per VRM	OE per VRH	UPT per VRM	UPT per VRH	OE per UPT
Demand Response	\$3.05	\$75.72	0.1	2.7	\$28.51
Total	\$3.05	\$75.72	0.1	2.7	\$28.51

2023 Annual Agency Profile - Sanilac County Board of Commissioners (NTD ID 50346)

2023 Funding Breakdown

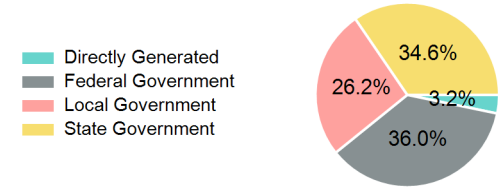
Summary of Operating Expenses (OE)

Mode	Operating Expenses	Fare Revenues
Demand Response	\$1,825,875	\$0
Total	\$1,825,875	\$0

Sources of Operating Funds Expended

Directly Generated	\$59,109
Federal Government	\$657,315
Local Government	\$477,974
State Government	\$631,477
Total Operating Funds Expended	\$1,825,875


Operating Funding Sources



Sources of Capital Funds Expended

Directly Generated	\$0
Federal Government	\$44,842
Local Government	\$0
State Government	\$11,210
Total Capital Funds Expended	\$56,052

Capital Funding Sources



2023 Asset Management

Transit Asset Management (TAM) Tier	Tier II	TAM Sponsor NTD ID	5R03
--	---------	---------------------------	------

Metrics

Mode	Average Fleet Age in Years
Demand Response	9.6