

2023 Annual Agency Profile - Kendall County (NTD ID 50352)

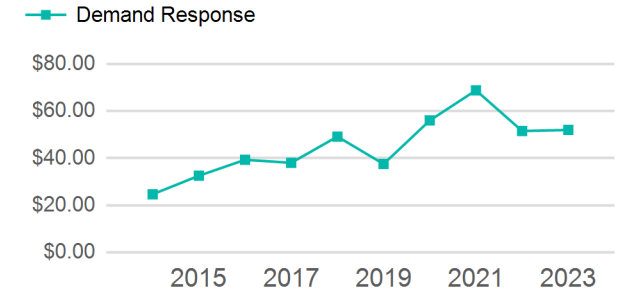
Mailing Address: 111 W FOX RD
YORKVILLE, IL

Website: www.kendallareatransit.com

Service Consumed

Annual Unlinked Trips (UPT) 27,781

Operating Expenses per Vehicle Revenue Mile



Assets

Revenue Vehicles 18
Service Vehicles
Facilities

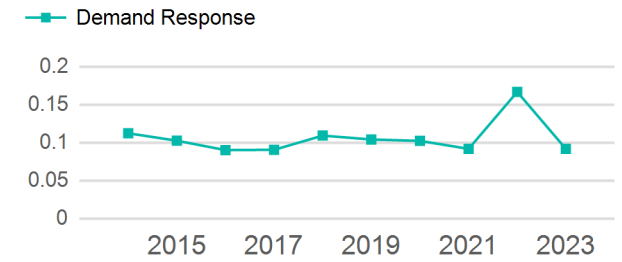
Service Supplied

Annual Vehicle Revenue Miles (VRM) 302,591
Annual Vehicle Revenue Hours (VRH) 19,661
Vehicles Operated in Maximum Service (VOMS) 15

Modal Characteristics

Mode	Annual Unlinked Passenger Trips	Directly Operated VOMS	Purchased Transportation VOMS	Annual Vehicle Revenue Miles	Annual Vehicle Revenue Hours
Demand Response	27,781	15	0	302,591	19,661
Total	27,781	15	0	302,591	19,661

Unlinked Passenger Trip per Vehicle Revenue Mile



Mode	Service Efficiency		Service Effectiveness		
	OE per VRM	OE per VRH	UPT per VRM	UPT per VRH	OE per UPT
Demand Response	\$4.77	\$73.44	0.1	1.4	\$51.97
Total	\$4.77	\$73.44	0.1	1.4	\$51.97

2023 Annual Agency Profile - Kendall County (NTD ID 50352)

2023 Funding Breakdown

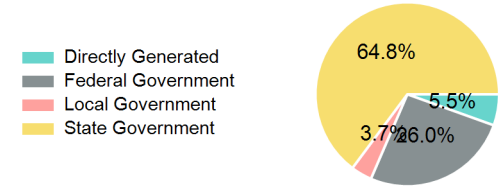
Summary of Operating Expenses (OE)

Mode	Operating Expenses	Fare Revenues
Demand Response	\$1,443,833	\$0
Total	\$1,443,833	\$0

Sources of Operating Funds Expended

Directly Generated	\$79,104
Federal Government	\$375,578
Local Government	\$53,540
State Government	\$935,611
Total Operating Funds Expended	\$1,443,833

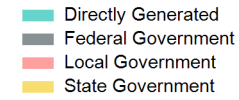
Operating Funding Sources



Capital Funding Sources

Sources of Capital Funds Expended

Directly Generated	\$0
Federal Government	\$0
Local Government	\$0
State Government	\$0
Total Capital Funds Expended	\$0



2023 Asset Management

Transit Asset Management (TAM) Tier	Tier II	TAM Sponsor NTD ID	5R01
--	---------	---------------------------	------

Metrics

Mode	Average Fleet Age in Years
Demand Response	8.9