

# 2023 Annual Agency Profile - Tri-Valley Opportunity Council, Inc. (NTD ID 50353)

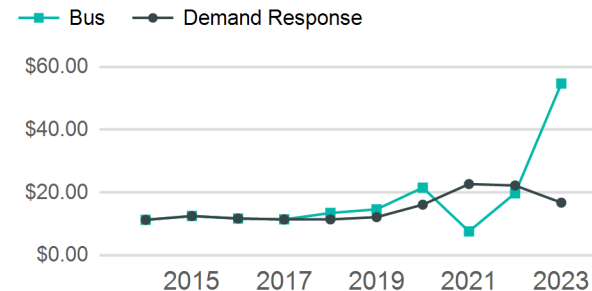
**Mailing Address:** 107 N BROADWAY STE 200  
CROOKSTON, MN

**Website:** <https://www.tvoc.org/services/transportation/>

## Service Consumed

Annual Unlinked Trips (UPT) 171,106

## Operating Expenses per Vehicle Revenue Mile



## Assets

Revenue Vehicles 64  
Service Vehicles 1  
Facilities 3

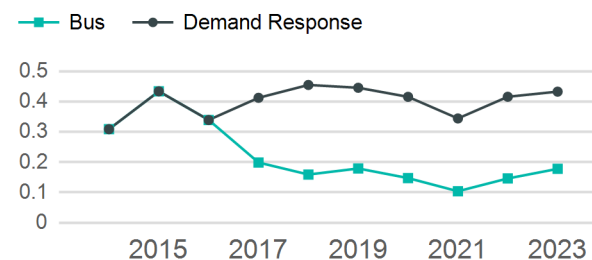
## Service Supplied

Annual Vehicle Revenue Miles (VRM) 421,968  
Annual Vehicle Revenue Hours (VRH) 33,257  
Vehicles Operated in Maximum Service (VOMS) 22

## Modal Characteristics

Mode	Annual Unlinked Passenger Trips	Directly Operated VOMS	Purchased Transportation VOMS	Annual Vehicle Revenue Miles	Annual Vehicle Revenue Hours
Demand Response	163,041	15	0	376,657	30,932
Bus	8,065	7	0	45,311	2,325
<b>Total</b>	<b>171,106</b>	<b>22</b>	<b>0</b>	<b>421,968</b>	<b>33,257</b>

## Unlinked Passenger Trip per Vehicle Revenue Mile



## Metrics

### Service Efficiency

### Service Effectiveness

Mode	OE per VRM	OE per VRH	UPT per VRM	UPT per VRH	OE per UPT
Demand Response	\$7.27	\$88.57	0.4	5.3	\$16.80
Bus	\$9.73	\$189.63	0.2	3.5	\$54.67
<b>Total</b>	<b>\$7.54</b>	<b>\$95.63</b>	<b>0.4</b>	<b>5.1</b>	<b>\$18.59</b>

# 2023 Annual Agency Profile - Tri-Valley Opportunity Council, Inc. (NTD ID 50353)

## 2023 Funding Breakdown

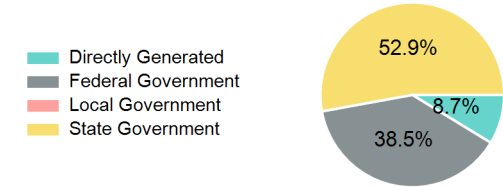
### Summary of Operating Expenses (OE)

Mode	Operating Expenses	Fare Revenues
Demand Response	\$2,739,596	\$0
Bus	\$440,899	\$0
<b>Total</b>	<b>\$3,180,495</b>	<b>\$0</b>

### Sources of Operating Funds Expended

Directly Generated	\$275,927
Federal Government	\$1,223,609
Local Government	\$0
State Government	\$1,680,959
<b>Total Operating Funds Expended</b>	<b>\$3,180,495</b>

### Operating Funding Sources



### Capital Funding Sources

### Sources of Capital Funds Expended

Directly Generated	\$0
Federal Government	\$0
Local Government	\$0
State Government	\$0
<b>Total Capital Funds Expended</b>	<b>\$0</b>



## 2023 Asset Management

Transit Asset Management (TAM) Tier: Tier II TAM Sponsor NTD ID: 5R04

### Metrics

Mode	Average Fleet Age in Years
Demand Response	8.7
Bus	8.7