

2023 Annual Agency Profile - Barry County Board of Commissioners (NTD ID 50355)

Mailing Address: 220 W STATE ST
HASTINGS, MI

Website: <https://barrycountytransit.com/>

Service Consumed

Annual Unlinked Trips (UPT) 64,144

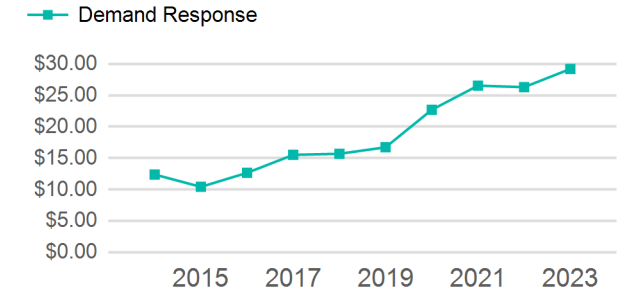
Assets

Revenue Vehicles 19
Service Vehicles 4
Facilities 1

Service Supplied

Annual Vehicle Revenue Miles (VRM) 349,782
Annual Vehicle Revenue Hours (VRH) 20,238
Vehicles Operated in Maximum Service (VOMS) 17

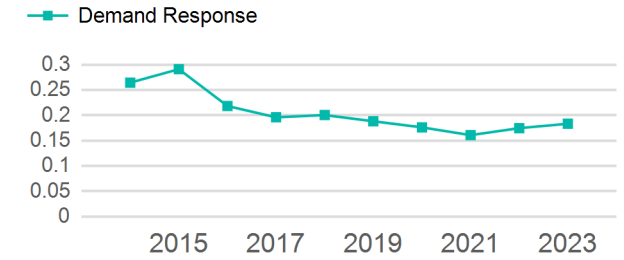
Operating Expenses per Vehicle Revenue Mile



Modal Characteristics

Mode	Annual Unlinked Passenger Trips	Directly Operated VOMS	Purchased Transportation VOMS	Annual Vehicle Revenue Miles	Annual Vehicle Revenue Hours
Demand Response	64,144	17	0	349,782	20,238
Total	64,144	17	0	349,782	20,238

Unlinked Passenger Trip per Vehicle Revenue Mile



Mode	Service Efficiency		Service Effectiveness		
	OE per VRM	OE per VRH	UPT per VRM	UPT per VRH	OE per UPT
Demand Response	\$5.35	\$92.53	0.2	3.2	\$29.19
Total	\$5.35	\$92.53	0.2	3.2	\$29.19

2023 Annual Agency Profile - Barry County Board of Commissioners (NTD ID 50355)

2023 Funding Breakdown

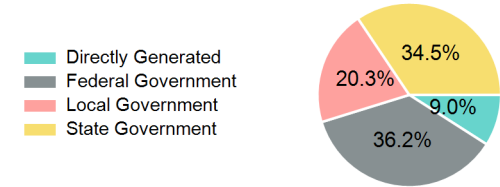
Summary of Operating Expenses (OE)

Mode	Operating Expenses	Fare Revenues
Demand Response	\$1,872,533	\$0
Total	\$1,872,533	\$0

Sources of Operating Funds Expended

Directly Generated	\$168,645
Federal Government	\$678,502
Local Government	\$380,145
State Government	\$645,241
Total Operating Funds Expended	\$1,872,533


Operating Funding Sources



Sources of Capital Funds Expended

Directly Generated	\$0
Federal Government	\$185,990
Local Government	\$0
State Government	\$46,498
Total Capital Funds Expended	\$232,488

Capital Funding Sources



2023 Asset Management

Transit Asset Management (TAM) Tier	Tier II	TAM Sponsor NTD ID	5R03
--	---------	---------------------------	------

Metrics

Mode	Average Fleet Age in Years
Demand Response	5.1