

# 2023 Annual Agency Profile - Delta Area Transit Authority (NTD ID 50356)

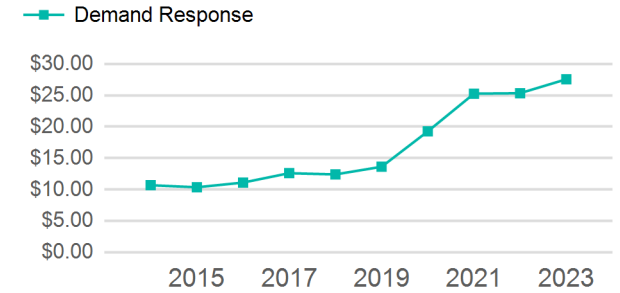
**Mailing Address:** 2901 27th Avenue  
Escanaba, MI

**Website:** <http://www.databus.org>

## Service Consumed

**Annual Unlinked Trips (UPT)** 71,289

## Operating Expenses per Vehicle Revenue Mile



## Assets

<b>Revenue Vehicles</b>	21
<b>Service Vehicles</b>	3
<b>Facilities</b>	1

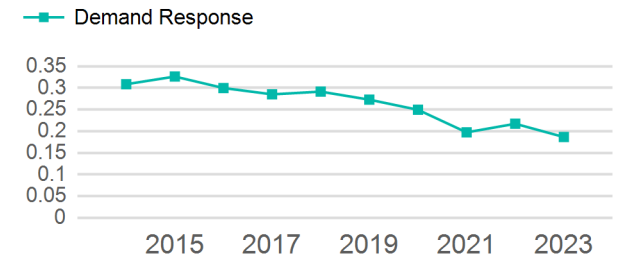
## Service Supplied

<b>Annual Vehicle Revenue Miles (VRM)</b>	382,113
<b>Annual Vehicle Revenue Hours (VRH)</b>	20,684
<b>Vehicles Operated in Maximum Service (VOMS)</b>	18

## Modal Characteristics

Mode	Annual Unlinked Passenger Trips	Directly Operated VOMS	Purchased Transportation VOMS	Annual Vehicle Revenue Miles	Annual Vehicle Revenue Hours
Demand Response	71,289	18	0	382,113	20,684
<b>Total</b>	<b>71,289</b>	<b>18</b>	<b>0</b>	<b>382,113</b>	<b>20,684</b>

## Unlinked Passenger Trip per Vehicle Revenue Mile



## Metrics

### Service Efficiency

### Service Effectiveness

Mode	OE per VRM	OE per VRH	UPT per VRM	UPT per VRH	OE per UPT
Demand Response	\$5.14	\$94.96	0.2	3.4	\$27.55
<b>Total</b>	<b>\$5.14</b>	<b>\$94.96</b>	<b>0.2</b>	<b>3.4</b>	<b>\$27.55</b>

# 2023 Annual Agency Profile - Delta Area Transit Authority (NTD ID 50356)

## 2023 Funding Breakdown

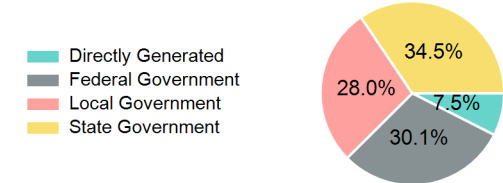
### Summary of Operating Expenses (OE)

Mode	Operating Expenses	Fare Revenues
Demand Response	\$1,964,208	\$0
<b>Total</b>	<b>\$1,964,208</b>	<b>\$0</b>

### Sources of Operating Funds Expended

Directly Generated	\$146,720
Federal Government	\$591,161
Local Government	\$549,256
State Government	\$677,071
<b>Total Operating Funds Expended</b>	<b>\$1,964,208</b>

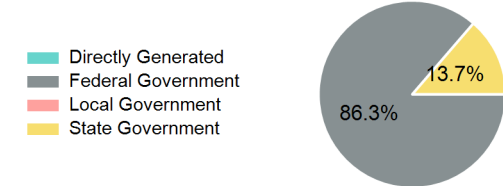
### Operating Funding Sources



### Sources of Capital Funds Expended

Directly Generated	\$0
Federal Government	\$102,324
Local Government	\$0
State Government	\$16,200
<b>Total Capital Funds Expended</b>	<b>\$118,524</b>

### Capital Funding Sources



## 2023 Asset Management

<b>Transit Asset Management (TAM) Tier</b>	Tier II	<b>TAM Sponsor NTD ID</b>	5R03
--	---------	---------------------------	------

### Metrics

Mode	Average Fleet Age in Years
Demand Response	5.3