

2023 Annual Agency Profile - Scioto County/Access Scioto County (NTD ID 50363)

Mailing Address: 602 7TH STREET
PORTSMOUTH, OH

Website: <https://www.asctransit.com/>

Service Consumed

Annual Unlinked Trips (UPT) 42,528

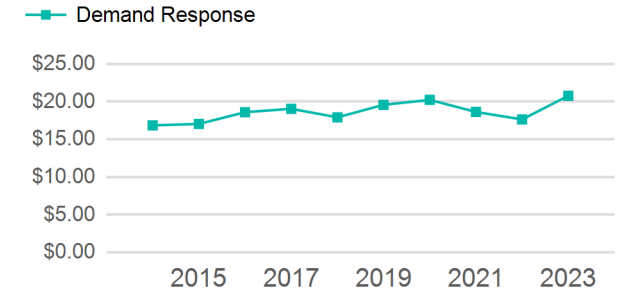
Assets

Revenue Vehicles 11
Service Vehicles
Facilities 1

Service Supplied

Annual Vehicle Revenue Miles (VRM) 165,060
Annual Vehicle Revenue Hours (VRH) 13,949
Vehicles Operated in Maximum Service (VOMS) 11

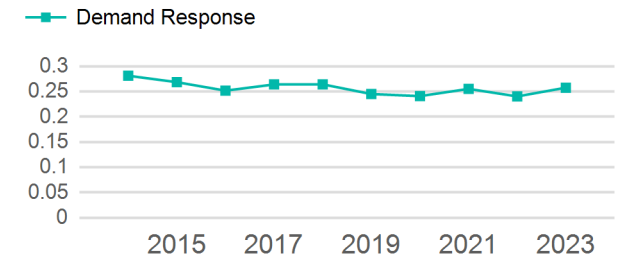
Operating Expenses per Vehicle Revenue Mile



Modal Characteristics

Mode	Annual Unlinked Passenger Trips	Directly Operated VOMS	Purchased Transportation VOMS	Annual Vehicle Revenue Miles	Annual Vehicle Revenue Hours
Demand Response	42,528	11	0	165,060	13,949
Total	42,528	11	0	165,060	13,949

Unlinked Passenger Trip per Vehicle Revenue Mile



Mode	Service Efficiency		Service Effectiveness		
	OE per VRM	OE per VRH	UPT per VRM	UPT per VRH	OE per UPT
Demand Response	\$5.35	\$63.33	0.3	3.0	\$20.77
Total	\$5.35	\$63.33	0.3	3.0	\$20.77

2023 Annual Agency Profile - Scioto County/Access Scioto County (NTD ID 50363)

2023 Funding Breakdown

Summary of Operating Expenses (OE)

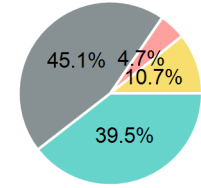
Mode	Operating Expenses	Fare Revenues
Demand Response	\$883,418	\$0
Total	\$883,418	\$0

Sources of Operating Funds Expended

Directly Generated	\$349,138
Federal Government	\$398,151
Local Government	\$41,600
State Government	\$94,529
Total Operating Funds Expended	\$883,418

Operating Funding Sources

- Directly Generated
- Federal Government
- Local Government
- State Government



Capital Funding Sources

- Directly Generated
- Federal Government
- Local Government
- State Government

Sources of Capital Funds Expended

Directly Generated	\$0
Federal Government	\$0
Local Government	\$0
State Government	\$0
Total Capital Funds Expended	\$0

2023 Asset Management

Transit Asset Management (TAM) Tier	Tier II	TAM Sponsor NTD ID	5R05
--	---------	---------------------------	------

Metrics

Mode	Average Fleet Age in Years
Demand Response	6.7