

# 2023 Annual Agency Profile - Area IV Agency on Aging and Community Action Programs (NTD ID 50365)

**Mailing Address:** 660 N 36TH ST  
LAFAYETTE, IN

**Website:** <https://www.areaivagency.org/transportation/>

## Service Consumed

**Annual Unlinked Trips (UPT)** 2,279

## Service Supplied

**Annual Vehicle Revenue Miles (VRM)** 36,476

**Annual Vehicle Revenue Hours (VRH)** 5,857

**Vehicles Operated in Maximum Service (VOMS)** 5

## Assets

**Revenue Vehicles** 6

**Service Vehicles**

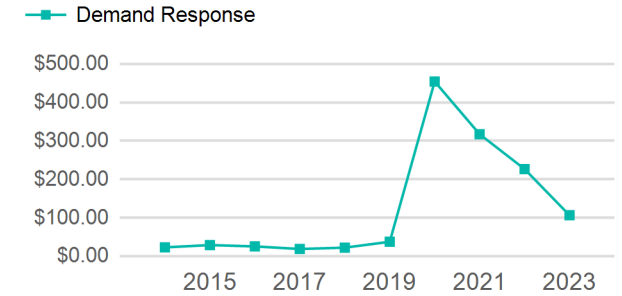
**Facilities**

## Modal Characteristics

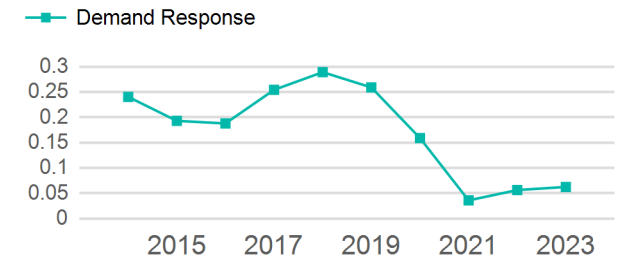
Mode	Annual Unlinked Passenger Trips	Directly Operated VOMS	Purchased Transportation VOMS	Annual Vehicle Revenue Miles	Annual Vehicle Revenue Hours
Demand Response	2,279	5	0	36,476	5,857
<b>Total</b>	<b>2,279</b>	<b>5</b>	<b>0</b>	<b>36,476</b>	<b>5,857</b>

Mode	Service Efficiency		Service Effectiveness		
	OE per VRM	OE per VRH	UPT per VRM	UPT per VRH	OE per UPT
Demand Response	\$6.67	\$41.53	0.1	0.4	\$106.73
<b>Total</b>	<b>\$6.67</b>	<b>\$41.53</b>	<b>0.1</b>	<b>0.4</b>	<b>\$106.73</b>

## Operating Expenses per Vehicle Revenue Mile



## Unlinked Passenger Trip per Vehicle Revenue Mile



# 2023 Annual Agency Profile - Area IV Agency on Aging and Community Action Programs (NTD ID 50365)

## 2023 Funding Breakdown

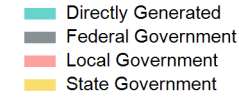
### Summary of Operating Expenses (OE)

Mode	Operating Expenses	Fare Revenues
Demand Response	\$243,245	\$0
<b>Total</b>	<b>\$243,245</b>	<b>\$0</b>

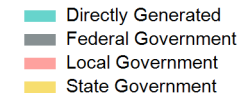
### Sources of Operating Funds Expended

Directly Generated	\$8,166
Federal Government	\$136,371
Local Government	\$87,694
State Government	\$11,014
<b>Total Operating Funds Expended</b>	<b>\$243,245</b>

### Operating Funding Sources



### Capital Funding Sources



### Sources of Capital Funds Expended

Directly Generated	\$0
Federal Government	\$0
Local Government	\$0
State Government	\$0
<b>Total Capital Funds Expended</b>	<b>\$0</b>

## 2023 Asset Management

<b>Transit Asset Management (TAM) Tier</b>	Tier II	<b>TAM Sponsor NTD ID</b>	5R02
--	---------	---------------------------	------

### Metrics

Mode	Average Fleet Age in Years
Demand Response	4.0