

# 2023 Annual Agency Profile - Door County (NTD ID 50366)

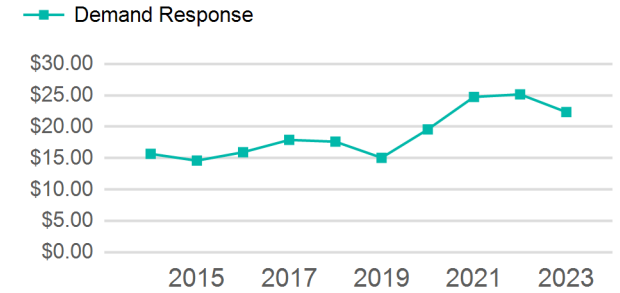
**Mailing Address:** 421 NEBRASKA ST  
STURGEON BAY, WI

**Website:** <https://www.co.door.wi.gov/170/Transportation>

## Service Consumed

Annual Unlinked Trips (UPT) 44,527

## Operating Expenses per Vehicle Revenue Mile



## Assets

Revenue Vehicles 18  
Service Vehicles  
Facilities

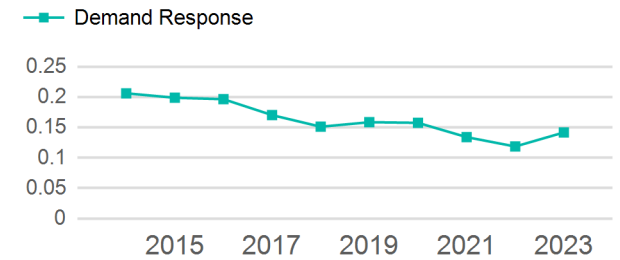
## Service Supplied

Annual Vehicle Revenue Miles (VRM) 314,008  
Annual Vehicle Revenue Hours (VRH) 24,906  
Vehicles Operated in Maximum Service (VOMS) 9

## Modal Characteristics

Mode	Annual Unlinked Passenger Trips	Directly Operated VOMS	Purchased Transportation VOMS	Annual Vehicle Revenue Miles	Annual Vehicle Revenue Hours
Demand Response	44,527	2	7	314,008	24,906
<b>Total</b>	<b>44,527</b>	<b>2</b>	<b>7</b>	<b>314,008</b>	<b>24,906</b>

## Unlinked Passenger Trip per Vehicle Revenue Mile



## Metrics

### Service Efficiency

### Service Effectiveness

Mode	OE per VRM	OE per VRH	UPT per VRM	UPT per VRH	OE per UPT
Demand Response	\$3.17	\$39.93	0.1	1.8	\$22.33
<b>Total</b>	<b>\$3.17</b>	<b>\$39.93</b>	<b>0.1</b>	<b>1.8</b>	<b>\$22.33</b>

# 2023 Annual Agency Profile - Door County (NTD ID 50366)

## 2023 Funding Breakdown

### Summary of Operating Expenses (OE)

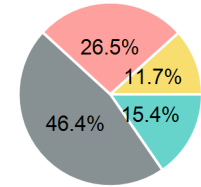
Mode	Operating Expenses	Fare Revenues
Demand Response	\$994,490	\$0
<b>Total</b>	<b>\$994,490</b>	<b>\$0</b>

### Sources of Operating Funds Expended

Directly Generated	\$153,047
Federal Government	\$461,494
Local Government	\$263,915
State Government	\$116,034
<b>Total Operating Funds Expended</b>	<b>\$994,490</b>

### Operating Funding Sources

- Directly Generated
- Federal Government
- Local Government
- State Government



### Capital Funding Sources

### Sources of Capital Funds Expended

Directly Generated	\$0
Federal Government	\$0
Local Government	\$0
State Government	\$0
<b>Total Capital Funds Expended</b>	<b>\$0</b>

- Directly Generated
- Federal Government
- Local Government
- State Government

## 2023 Asset Management

<b>Transit Asset Management (TAM) Tier</b>	Tier II	<b>TAM Sponsor NTD ID</b>	5R06
--	---------	---------------------------	------

### Metrics

Mode	Average Fleet Age in Years
Demand Response	4.4