

2023 Annual Agency Profile - Cadillac/Wexford Transit Authority (NTD ID 50374)

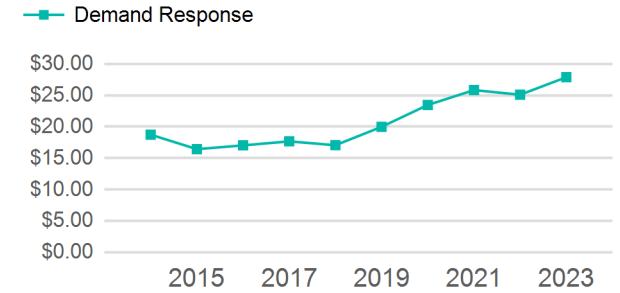
Mailing Address: 951 CASA RD
CADILLAC, MI

Website: <https://www.wexexpress.us/>

Service Consumed

Annual Unlinked Trips (UPT) 137,378

Operating Expenses per Vehicle Revenue Mile



Assets

Revenue Vehicles	40
Service Vehicles	3
Facilities	1

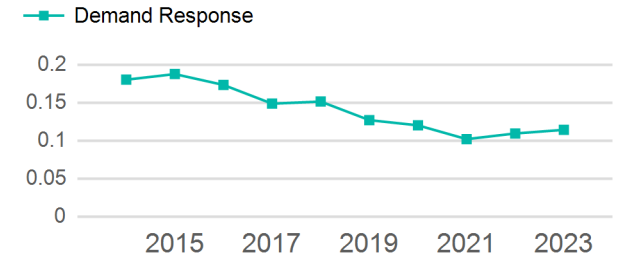
Service Supplied

Annual Vehicle Revenue Miles (VRM)	1,202,650
Annual Vehicle Revenue Hours (VRH)	80,354
Vehicles Operated in Maximum Service (VOMS)	29

Modal Characteristics

Mode	Annual Unlinked Passenger Trips	Directly Operated VOMS	Purchased Transportation VOMS	Annual Vehicle Revenue Miles	Annual Vehicle Revenue Hours
Demand Response	137,378	29	0	1,202,650	80,354
Total	137,378	29	0	1,202,650	80,354

Unlinked Passenger Trip per Vehicle Revenue Mile



Mode	Service Efficiency		Service Effectiveness		
	OE per VRM	OE per VRH	UPT per VRM	UPT per VRH	OE per UPT
Demand Response	\$3.18	\$47.66	0.1	1.7	\$27.88
Total	\$3.18	\$47.66	0.1	1.7	\$27.88

2023 Annual Agency Profile - Cadillac/Wexford Transit Authority (NTD ID 50374)

2023 Funding Breakdown

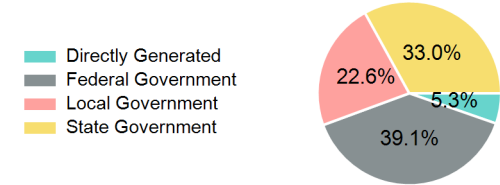
Summary of Operating Expenses (OE)

Mode	Operating Expenses	Fare Revenues
Demand Response	\$3,829,644	\$0
Total	\$3,829,644	\$0

Sources of Operating Funds Expended

Directly Generated	\$204,029
Federal Government	\$1,495,890
Local Government	\$864,471
State Government	\$1,265,254
Total Operating Funds Expended	\$3,829,644

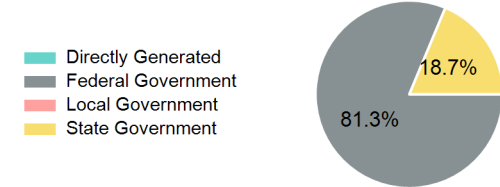
Operating Funding Sources



Sources of Capital Funds Expended

Directly Generated	\$0
Federal Government	\$1,046,681
Local Government	\$0
State Government	\$240,989
Total Capital Funds Expended	\$1,287,670

Capital Funding Sources



2023 Asset Management

Transit Asset Management (TAM) Tier	Tier II	TAM Sponsor NTD ID	5R03
-------------------------------------	---------	--------------------	------

Metrics

Mode	Average Fleet Age in Years
Demand Response	4.8