

2023 Annual Agency Profile - Ashland Public Transit (NTD ID 50382)

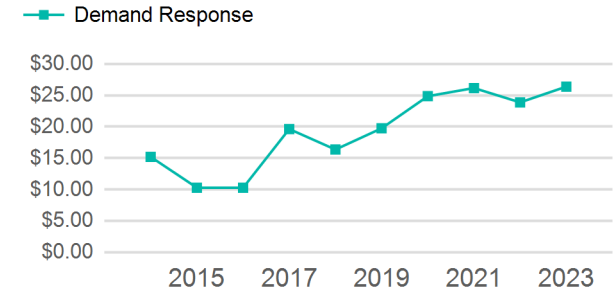
Mailing Address: 206 CLAREMONT AVE
Ashland, OH

Website: <http://www.ashland-ohio.com/ashland-transit>

Service Consumed

Annual Unlinked Trips (UPT) 36,437

Operating Expenses per Vehicle Revenue Mile



Assets

Revenue Vehicles 10
Service Vehicles
Facilities

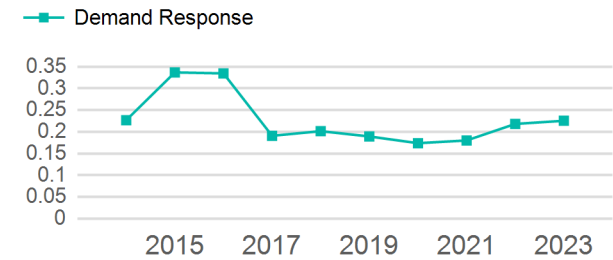
Service Supplied

Annual Vehicle Revenue Miles (VRM) 161,643
Annual Vehicle Revenue Hours (VRH) 13,332
Vehicles Operated in Maximum Service (VOMS) 10

Modal Characteristics

Mode	Annual Unlinked Passenger Trips	Directly Operated VOMS	Purchased Transportation VOMS	Annual Vehicle Revenue Miles	Annual Vehicle Revenue Hours
Demand Response	36,437	10	0	161,643	13,332
Total	36,437	10	0	161,643	13,332

Unlinked Passenger Trip per Vehicle Revenue Mile



Metrics

Mode	Service Efficiency		Service Effectiveness		
	OE per VRM	OE per VRH	UPT per VRM	UPT per VRH	OE per UPT
Demand Response	\$5.95	\$72.10	0.2	2.7	\$26.38
Total	\$5.95	\$72.10	0.2	2.7	\$26.38

2023 Annual Agency Profile - Ashland Public Transit (NTD ID 50382)

2023 Funding Breakdown

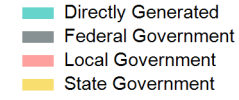
Summary of Operating Expenses (OE)

Mode	Operating Expenses	Fare Revenues
Demand Response	\$961,195	\$0
Total	\$961,195	\$0

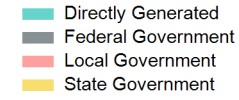
Sources of Operating Funds Expended

Directly Generated	\$182,968
Federal Government	\$451,697
Local Government	\$125,792
State Government	\$200,738
Total Operating Funds Expended	\$961,195

Operating Funding Sources



Capital Funding Sources



Sources of Capital Funds Expended

Directly Generated	\$0
Federal Government	\$90,640
Local Government	\$0
State Government	\$0
Total Capital Funds Expended	\$90,640

2023 Asset Management

Transit Asset Management (TAM) Tier	Tier II	TAM Sponsor NTD ID	5R05
--	---------	---------------------------	------

Metrics

Mode	Average Fleet Age in Years
Demand Response	4.3