

2023 Annual Agency Profile - Union County Council on Aging (NTD ID 50387)

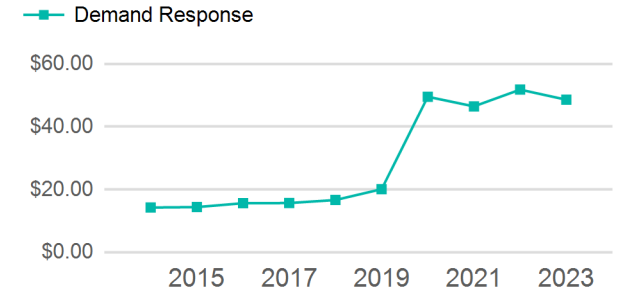
Mailing Address: 26 W UNION ST
Liberty, IN

Website: <https://unioncountytransit.org/>

Service Consumed

Annual Unlinked Trips (UPT) 11,204

Operating Expenses per Vehicle Revenue Mile



Assets

Revenue Vehicles 12
Service Vehicles
Facilities

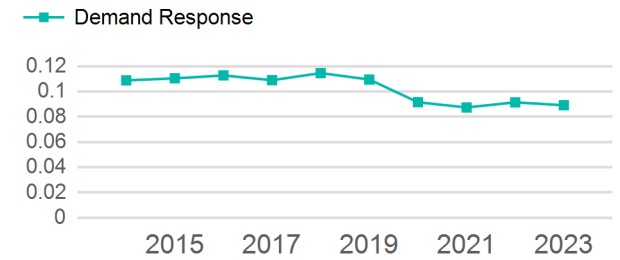
Service Supplied

Annual Vehicle Revenue Miles (VRM) 125,690
Annual Vehicle Revenue Hours (VRH) 10,960
Vehicles Operated in Maximum Service (VOMS) 6

Modal Characteristics

Mode	Annual Unlinked Passenger Trips	Directly Operated VOMS	Purchased Transportation VOMS	Annual Vehicle Revenue Miles	Annual Vehicle Revenue Hours
Demand Response	11,204	6	0	125,690	10,960
Total	11,204	6	0	125,690	10,960

Unlinked Passenger Trip per Vehicle Revenue Mile



Mode	Service Efficiency		Service Effectiveness		
	OE per VRM	OE per VRH	UPT per VRM	UPT per VRH	OE per UPT
Demand Response	\$4.33	\$49.67	0.1	1.0	\$48.59
Total	\$4.33	\$49.67	0.1	1.0	\$48.59

2023 Annual Agency Profile - Union County Council on Aging (NTD ID 50387)

2023 Funding Breakdown

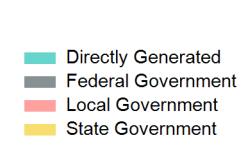
Summary of Operating Expenses (OE)

Mode	Operating Expenses	Fare Revenues
Demand Response	\$544,433	\$0
Total	\$544,433	\$0

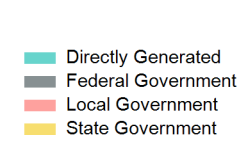
Sources of Operating Funds Expended

Directly Generated	\$25,000
Federal Government	\$276,307
Local Government	\$138,460
State Government	\$104,666
Total Operating Funds Expended	\$544,433

Operating Funding Sources



Capital Funding Sources



Sources of Capital Funds Expended

Directly Generated	\$0
Federal Government	\$148,890
Local Government	\$38,705
State Government	\$11,900
Total Capital Funds Expended	\$199,495

2023 Asset Management

Transit Asset Management (TAM) Tier	Tier II	TAM Sponsor NTD ID	5R02
--	---------	---------------------------	------

Metrics

Mode	Average Fleet Age in Years
Demand Response	4.5