

# 2023 Annual Agency Profile - Gladwin County Board of Commissioners (NTD ID 50395)

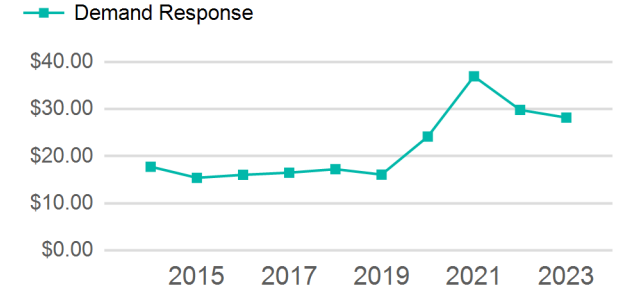
Mailing Address: 615 WEAVER CT  
GLADWIN, MI

Website: <https://www.gladwintransit.com/>

## Service Consumed

Annual Unlinked Trips (UPT) 74,998

## Operating Expenses per Vehicle Revenue Mile



## Assets

## Service Supplied

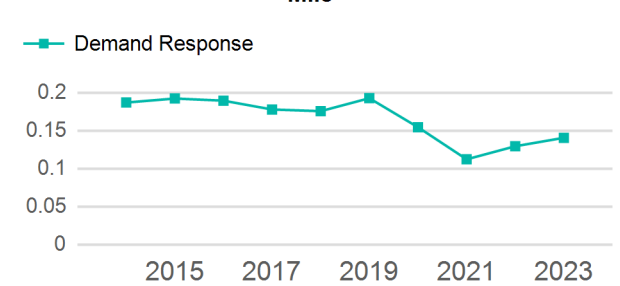
Revenue Vehicles 22  
Service Vehicles 1  
Facilities 3

Annual Vehicle Revenue Miles (VRM) 533,353  
Annual Vehicle Revenue Hours (VRH) 40,736  
Vehicles Operated in Maximum Service (VOMS) 18

## Modal Characteristics

Mode	Annual Unlinked Passenger Trips	Directly Operated VOMS	Purchased Transportation VOMS	Annual Vehicle Revenue Miles	Annual Vehicle Revenue Hours
Demand Response	74,998	18	0	533,353	40,736
<b>Total</b>	<b>74,998</b>	<b>18</b>	<b>0</b>	<b>533,353</b>	<b>40,736</b>

## Unlinked Passenger Trip per Vehicle Revenue Mile



Mode	Service Efficiency		Service Effectiveness		
	OE per VRM	OE per VRH	UPT per VRM	UPT per VRH	OE per UPT
Demand Response	\$3.96	\$51.87	0.1	1.8	\$28.18
<b>Total</b>	<b>\$3.96</b>	<b>\$51.87</b>	<b>0.1</b>	<b>1.8</b>	<b>\$28.18</b>

# 2023 Annual Agency Profile - Gladwin County Board of Commissioners (NTD ID 50395)

## 2023 Funding Breakdown

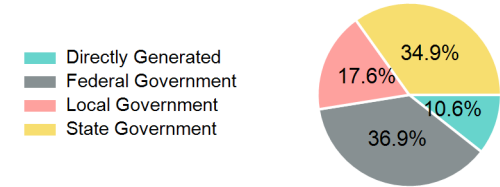
### Summary of Operating Expenses (OE)

Mode	Operating Expenses	Fare Revenues
Demand Response	\$2,113,171	\$0
<b>Total</b>	<b>\$2,113,171</b>	<b>\$0</b>

### Sources of Operating Funds Expended

Directly Generated	\$223,663
Federal Government	\$779,923
Local Government	\$371,706
State Government	\$737,879
<b>Total Operating Funds Expended</b>	<b>\$2,113,171</b>


### Operating Funding Sources



### Sources of Capital Funds Expended

Directly Generated	\$0
Federal Government	\$98,855
Local Government	\$0
State Government	\$24,714
<b>Total Capital Funds Expended</b>	<b>\$123,569</b>

### Capital Funding Sources



## 2023 Asset Management

<b>Transit Asset Management (TAM) Tier</b>	Tier II	<b>TAM Sponsor NTD ID</b>	5R03
--	---------	---------------------------	------

### Metrics

Mode	Average Fleet Age in Years
Demand Response	4.5