

# 2023 Annual Agency Profile - City of Fort Atkinson (NTD ID 50400)

**Mailing Address:** 101 N MAIN ST  
FORT ATKINSON, WI

**Website:** <https://www.fortatkinsonwi.gov/community/taxi.php>

## Service Consumed

Annual Unlinked Trips (UPT) 26,839

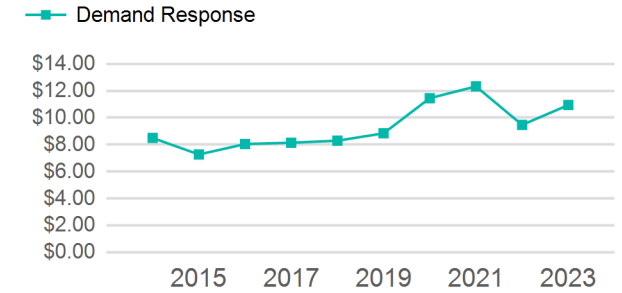
## Assets

Revenue Vehicles 10  
Service Vehicles  
Facilities

## Service Supplied

Annual Vehicle Revenue Miles (VRM) 86,003  
Annual Vehicle Revenue Hours (VRH) 8,433  
Vehicles Operated in Maximum Service (VOMS) 7

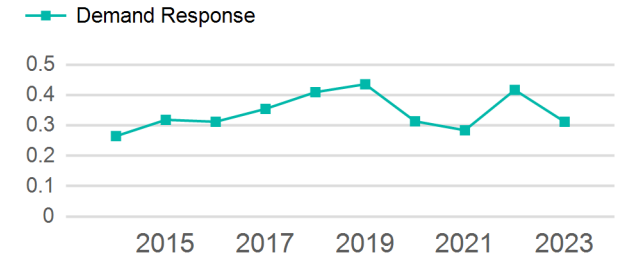
## Operating Expenses per Vehicle Revenue Mile



## Modal Characteristics

Mode	Annual Unlinked Passenger Trips	Directly Operated VOMS	Purchased Transportation VOMS	Annual Vehicle Revenue Miles	Annual Vehicle Revenue Hours
Demand Response	26,839	0	7	86,003	8,433
<b>Total</b>	<b>26,839</b>	<b>0</b>	<b>7</b>	<b>86,003</b>	<b>8,433</b>

## Unlinked Passenger Trip per Vehicle Revenue Mile



Mode	Service Efficiency		Service Effectiveness		
	OE per VRM	OE per VRH	UPT per VRM	UPT per VRH	OE per UPT
Demand Response	\$3.42	\$34.83	0.3	3.2	\$10.94
<b>Total</b>	<b>\$3.42</b>	<b>\$34.83</b>	<b>0.3</b>	<b>3.2</b>	<b>\$10.94</b>

# 2023 Annual Agency Profile - City of Fort Atkinson (NTD ID 50400)

## 2023 Funding Breakdown

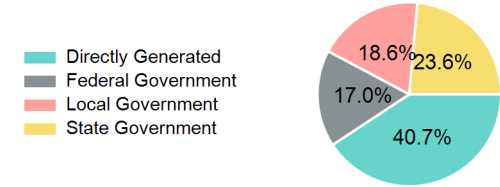
### Summary of Operating Expenses (OE)

Mode	Operating Expenses	Fare Revenues
Demand Response	\$293,701	\$0
<b>Total</b>	<b>\$293,701</b>	<b>\$0</b>

### Sources of Operating Funds Expended

Directly Generated	\$119,639
Federal Government	\$50,034
Local Government	\$54,743
State Government	\$69,285
<b>Total Operating Funds Expended</b>	<b>\$293,701</b>

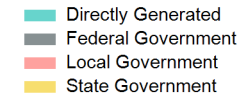
### Operating Funding Sources



### Capital Funding Sources

### Sources of Capital Funds Expended

Directly Generated	\$0
Federal Government	\$0
Local Government	\$0
State Government	\$0
<b>Total Capital Funds Expended</b>	<b>\$0</b>



## 2023 Asset Management

<b>Transit Asset Management (TAM) Tier</b>	Tier II	<b>TAM Sponsor NTD ID</b>	5R06
--	---------	---------------------------	------

### Metrics

Mode	Average Fleet Age in Years
Demand Response	11.1