

# 2023 Annual Agency Profile - Bay Area Rural Transit Commission (NTD ID 50401)

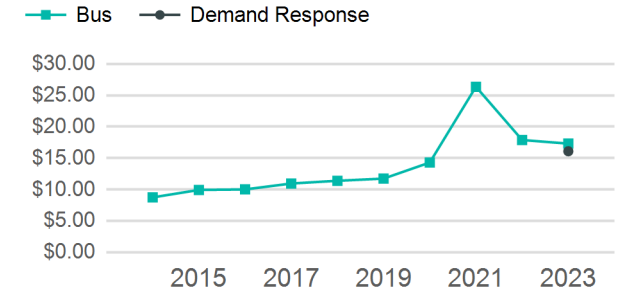
Mailing Address: 2216 6TH ST E  
Ashland, WI

Website: <http://www.bartbus.com>

## Service Consumed

Annual Unlinked Trips (UPT) 123,214

## Operating Expenses per Vehicle Revenue Mile



## Assets

Revenue Vehicles	34
Service Vehicles	1
Facilities	1

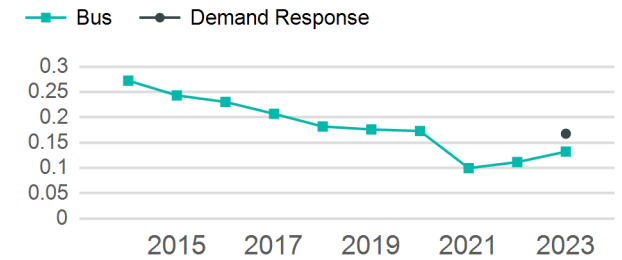
## Service Supplied

Annual Vehicle Revenue Miles (VRM)	864,204
Annual Vehicle Revenue Hours (VRH)	46,232
Vehicles Operated in Maximum Service (VOMS)	17

## Modal Characteristics

Mode	Annual Unlinked Passenger Trips	Directly Operated VOMS	Purchased Transportation VOMS	Annual Vehicle Revenue Miles	Annual Vehicle Revenue Hours
Bus	80,737	11	0	610,931	29,407
Demand Response	42,477	6	0	253,273	16,825
<b>Total</b>	<b>123,214</b>	<b>17</b>	<b>0</b>	<b>864,204</b>	<b>46,232</b>

## Unlinked Passenger Trip per Vehicle Revenue Mile



## Metrics

### Service Efficiency

### Service Effectiveness

Mode	OE per VRM	OE per VRH	UPT per VRM	UPT per VRH	OE per UPT
Bus	\$2.29	\$47.53	0.1	2.7	\$17.31
Demand Response	\$2.70	\$40.64	0.2	2.5	\$16.10
<b>Total</b>	<b>\$2.41</b>	<b>\$45.03</b>	<b>0.1</b>	<b>2.7</b>	<b>\$16.89</b>

# 2023 Annual Agency Profile - Bay Area Rural Transit Commission (NTD ID 50401)

## 2023 Funding Breakdown

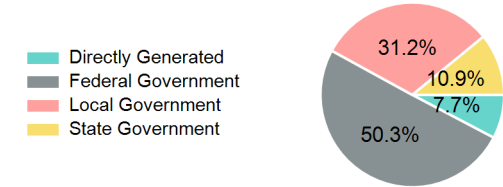
### Summary of Operating Expenses (OE)

Mode	Operating Expenses	Fare Revenues
Bus	\$1,397,836	\$0
Demand Response	\$683,820	\$0
<b>Total</b>	<b>\$2,081,656</b>	<b>\$0</b>


### Sources of Operating Funds Expended

Directly Generated	\$159,623
Federal Government	\$1,046,480
Local Government	\$649,298
State Government	\$226,255
<b>Total Operating Funds Expended</b>	<b>\$2,081,656</b>

### Operating Funding Sources



### Capital Funding Sources



### Sources of Capital Funds Expended

Directly Generated	\$0
Federal Government	\$322,113
Local Government	\$69,496
State Government	\$0
<b>Total Capital Funds Expended</b>	<b>\$391,609</b>

## 2023 Asset Management

<b>Transit Asset Management (TAM) Tier</b>	Tier II	<b>TAM Sponsor NTD ID</b>	5R06
--------------------------------------------	---------	---------------------------	------

### Metrics

Mode	Average Fleet Age in Years
Bus	6.1
Demand Response	6.9