

2023 Annual Agency Profile - Wells County Council on Aging (NTD ID 50403)

Mailing Address: 102 W MARKET ST
BLUFFTON, IN

Website: <https://councilonaginginc.com/public-transportation/>

Service Consumed

Annual Unlinked Trips (UPT) 33,132

Service Supplied

Annual Vehicle Revenue Miles (VRM) 175,687

Annual Vehicle Revenue Hours (VRH) 13,723

Vehicles Operated in Maximum Service (VOMS) 9

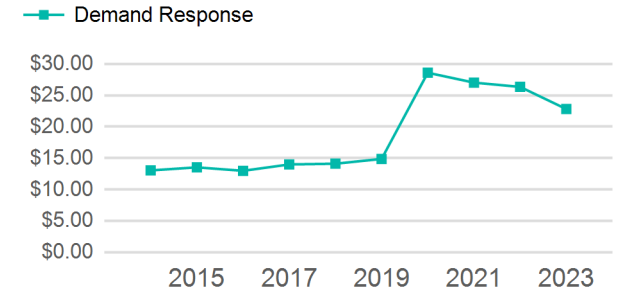
Assets

Revenue Vehicles 14

Service Vehicles

Facilities 1

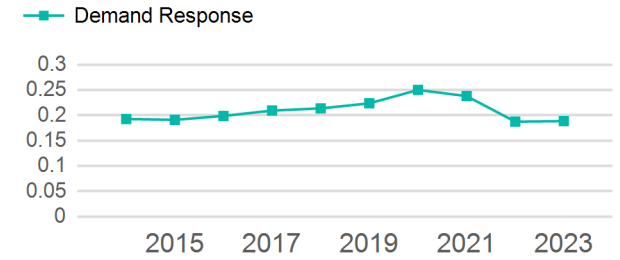
Operating Expenses per Vehicle Revenue Mile



Modal Characteristics

Mode	Annual Unlinked Passenger Trips	Directly Operated VOMS	Purchased Transportation VOMS	Annual Vehicle Revenue Miles	Annual Vehicle Revenue Hours
Demand Response	33,132	9	0	175,687	13,723
Total	33,132	9	0	175,687	13,723

Unlinked Passenger Trip per Vehicle Revenue Mile



Mode	Service Efficiency		Service Effectiveness		
	OE per VRM	OE per VRH	UPT per VRM	UPT per VRH	OE per UPT
Demand Response	\$4.30	\$55.08	0.2	2.4	\$22.81
Total	\$4.30	\$55.08	0.2	2.4	\$22.81

2023 Annual Agency Profile - Wells County Council on Aging (NTD ID 50403)

2023 Funding Breakdown

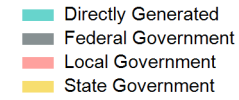
Summary of Operating Expenses (OE)

Mode	Operating Expenses	Fare Revenues
Demand Response	\$755,900	\$0
Total	\$755,900	\$0

Sources of Operating Funds Expended

Directly Generated	\$31,765
Federal Government	\$388,001
Local Government	\$213,764
State Government	\$122,370
Total Operating Funds Expended	\$755,900

Operating Funding Sources



Capital Funding Sources



Sources of Capital Funds Expended

Directly Generated	\$0
Federal Government	\$0
Local Government	\$0
State Government	\$0
Total Capital Funds Expended	\$0

2023 Asset Management

Transit Asset Management (TAM) Tier	Tier II	TAM Sponsor NTD ID	5R02
--	---------	---------------------------	------

Metrics

Mode	Average Fleet Age in Years
Demand Response	9.6