

# 2023 Annual Agency Profile - Clintonville Transit Commission (NTD ID 50409)

**Mailing Address:** 50 10TH ST  
CLINTONVILLE, WI

**Website:** [https://www.clintonvillewi.gov/government/boards\\_\\_commissions\\_\\_and\\_committees/transit\\_commission](https://www.clintonvillewi.gov/government/boards__commissions__and_committees/transit_commission)

## Service Consumed

**Annual Unlinked Trips (UPT)** 6,173

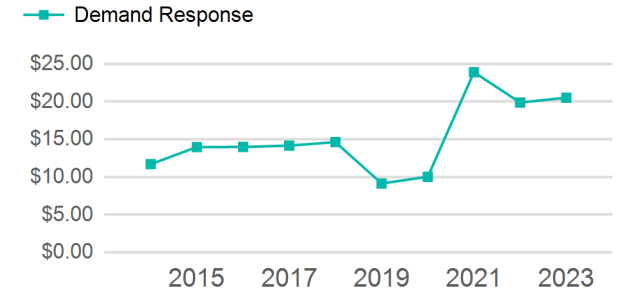
## Service Supplied

**Annual Vehicle Revenue Miles (VRM)** 16,977

**Annual Vehicle Revenue Hours (VRH)** 3,611

**Vehicles Operated in Maximum Service (VOMS)** 2

## Operating Expenses per Vehicle Revenue Mile



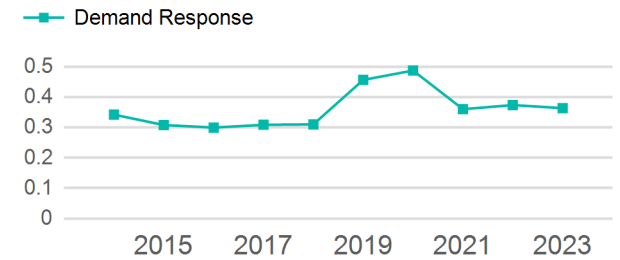
## Assets

**Revenue Vehicles** 4  
**Service Vehicles**  
**Facilities**

## Modal Characteristics

Mode	Annual Unlinked Passenger Trips	Directly Operated VOMS	Purchased Transportation VOMS	Annual Vehicle Revenue Miles	Annual Vehicle Revenue Hours
Demand Response	6,173	0	2	16,977	3,611
<b>Total</b>	<b>6,173</b>	<b>0</b>	<b>2</b>	<b>16,977</b>	<b>3,611</b>

## Unlinked Passenger Trip per Vehicle Revenue Mile



Mode	Service Efficiency		Service Effectiveness		
	OE per VRM	OE per VRH	UPT per VRM	UPT per VRH	OE per UPT
Demand Response	\$7.46	\$35.07	0.4	1.7	\$20.52
<b>Total</b>	<b>\$7.46</b>	<b>\$35.07</b>	<b>0.4</b>	<b>1.7</b>	<b>\$20.52</b>

# 2023 Annual Agency Profile - Clintonville Transit Commission (NTD ID 50409)

## 2023 Funding Breakdown

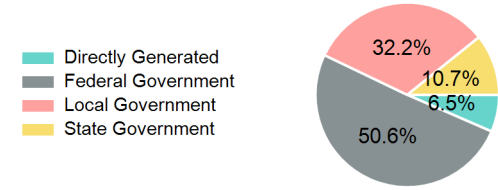
### Summary of Operating Expenses (OE)

Mode	Operating Expenses	Fare Revenues
Demand Response	\$126,643	\$0
<b>Total</b>	<b>\$126,643</b>	<b>\$0</b>

### Sources of Operating Funds Expended

Directly Generated	\$8,208
Federal Government	\$64,085
Local Government	\$40,757
State Government	\$13,593
<b>Total Operating Funds Expended</b>	<b>\$126,643</b>

### Operating Funding Sources



### Capital Funding Sources

### Sources of Capital Funds Expended

Directly Generated	\$0
Federal Government	\$0
Local Government	\$0
State Government	\$0
<b>Total Capital Funds Expended</b>	<b>\$0</b>



## 2023 Asset Management

<b>Transit Asset Management (TAM) Tier</b>	Tier II	<b>TAM Sponsor NTD ID</b>	5R06
--	---------	---------------------------	------

### Metrics

Mode	Average Fleet Age in Years
Demand Response	9.5