

2023 Annual Agency Profile - Fayette County Transportation Program (NTD ID 50410)

Mailing Address: 1400 US HIGHWAY 22 NW
WASHINGTON COURT HOUSE, OH

Website: <http://www.cacfayettecounty.org/transportation/>

Service Consumed

Annual Unlinked Trips (UPT) 19,542

Service Supplied

Annual Vehicle Revenue Miles (VRM) 247,923

Annual Vehicle Revenue Hours (VRH) 18,965

Vehicles Operated in Maximum Service (VOMS) 12

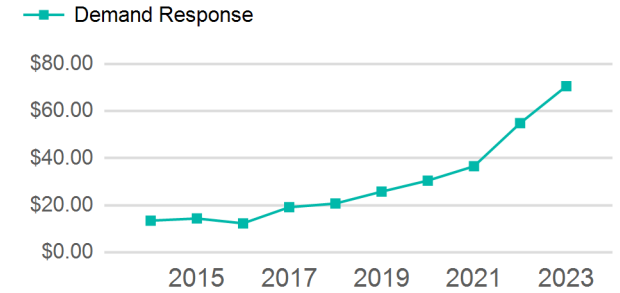
Assets

Revenue Vehicles 21

Service Vehicles

Facilities

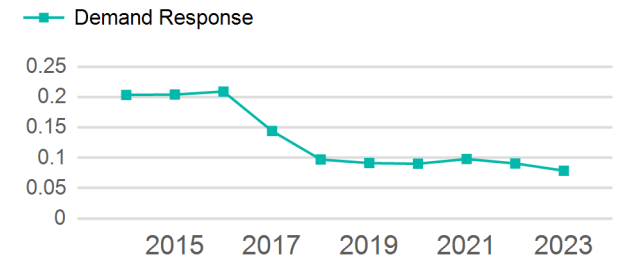
Operating Expenses per Vehicle Revenue Mile



Modal Characteristics

Mode	Annual Unlinked Passenger Trips	Directly Operated VOMS	Purchased Transportation VOMS	Annual Vehicle Revenue Miles	Annual Vehicle Revenue Hours
Demand Response	19,542	12	0	247,923	18,965
Total	19,542	12	0	247,923	18,965

Unlinked Passenger Trip per Vehicle Revenue Mile



Metrics

Mode	Service Efficiency		Service Effectiveness		
	OE per VRM	OE per VRH	UPT per VRM	UPT per VRH	OE per UPT
Demand Response	\$5.56	\$72.69	0.1	1.0	\$70.55
Total	\$5.56	\$72.69	0.1	1.0	\$70.55

2023 Annual Agency Profile - Fayette County Transportation Program (NTD ID 50410)

2023 Funding Breakdown

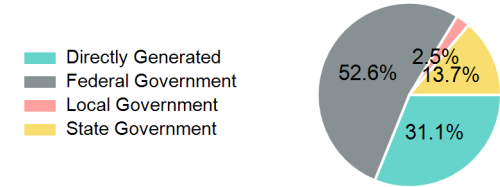
Summary of Operating Expenses (OE)

Mode	Operating Expenses	Fare Revenues
Demand Response	\$1,378,602	\$0
Total	\$1,378,602	\$0

Sources of Operating Funds Expended

Directly Generated	\$429,357
Federal Government	\$725,152
Local Government	\$34,629
State Government	\$189,464
Total Operating Funds Expended	\$1,378,602

Operating Funding Sources



Capital Funding Sources

Sources of Capital Funds Expended

Directly Generated	\$0
Federal Government	\$0
Local Government	\$0
State Government	\$0
Total Capital Funds Expended	\$0



2023 Asset Management

Transit Asset Management (TAM) Tier	Tier II	TAM Sponsor NTD ID	5R05
--	---------	---------------------------	------

Metrics

Mode	Average Fleet Age in Years
Demand Response	5.6