

# 2023 Annual Agency Profile - Logan County (NTD ID 50411)

**Mailing Address:** 601 BROADWAY ST  
Lincoln, IL

**Website:** [https://logancountyil.gov/index.php?option=com\\_content&view=article&id=300&Itemid=503&lang=en](https://logancountyil.gov/index.php?option=com_content&view=article&id=300&Itemid=503&lang=en)

## Service Consumed

**Annual Unlinked Trips (UPT)** 9,467

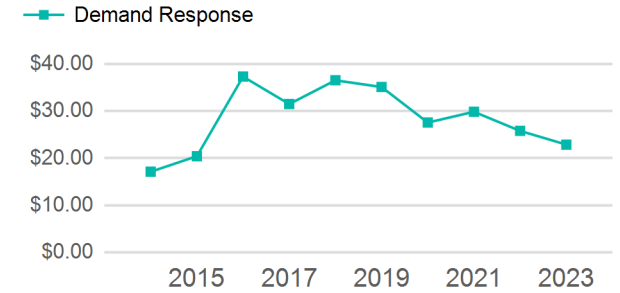
## Service Supplied

**Annual Vehicle Revenue Miles (VRM)** 64,110

**Annual Vehicle Revenue Hours (VRH)** 2,804

**Vehicles Operated in Maximum Service (VOMS)** 4

## Operating Expenses per Vehicle Revenue Mile



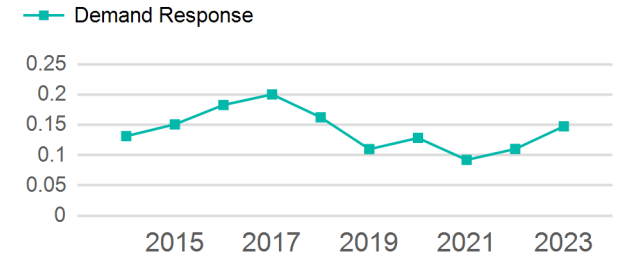
## Assets

**Revenue Vehicles** 11  
**Service Vehicles**  
**Facilities**

## Modal Characteristics

Mode	Annual Unlinked Passenger Trips	Directly Operated VOMS	Purchased Transportation VOMS	Annual Vehicle Revenue Miles	Annual Vehicle Revenue Hours
Demand Response	9,467	4	0	64,110	2,804
<b>Total</b>	<b>9,467</b>	<b>4</b>	<b>0</b>	<b>64,110</b>	<b>2,804</b>

## Unlinked Passenger Trip per Vehicle Revenue Mile



## Metrics

### Service Efficiency

### Service Effectiveness

Mode	OE per VRM	OE per VRH	UPT per VRM	UPT per VRH	OE per UPT
Demand Response	\$3.38	\$77.24	0.1	3.4	\$22.88
<b>Total</b>	<b>\$3.38</b>	<b>\$77.24</b>	<b>0.1</b>	<b>3.4</b>	<b>\$22.88</b>

# 2023 Annual Agency Profile - Logan County (NTD ID 50411)

## 2023 Funding Breakdown

### Summary of Operating Expenses (OE)

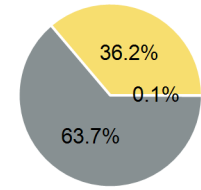
Mode	Operating Expenses	Fare Revenues
Demand Response	\$216,577	\$0
<b>Total</b>	<b>\$216,577</b>	<b>\$0</b>

### Sources of Operating Funds Expended

Directly Generated	\$135
Federal Government	\$138,045
Local Government	\$0
State Government	\$78,397
<b>Total Operating Funds Expended</b>	<b>\$216,577</b>

### Operating Funding Sources

- Directly Generated
- Federal Government
- Local Government
- State Government



### Capital Funding Sources

- Directly Generated
- Federal Government
- Local Government
- State Government

### Sources of Capital Funds Expended

Directly Generated	\$0
Federal Government	\$0
Local Government	\$0
State Government	\$0
<b>Total Capital Funds Expended</b>	<b>\$0</b>

## 2023 Asset Management

Transit Asset Management (TAM) Tier: Tier II TAM Sponsor NTD ID: 5R01

### Metrics

Mode	Average Fleet Age in Years
Demand Response	8.2