

# 2023 Annual Agency Profile - West Central Mass Transit District (NTD ID 50414)

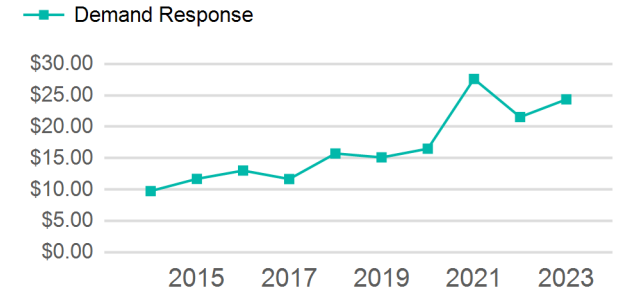
**Mailing Address:** 1120 W WALNUT ST  
JACKSONVILLE, IL

**Website:** www.wcmtd.org

## Service Consumed

**Annual Unlinked Trips (UPT)** 94,832

## Operating Expenses per Vehicle Revenue Mile



## Assets

**Revenue Vehicles** 51  
**Service Vehicles**  
**Facilities** 2

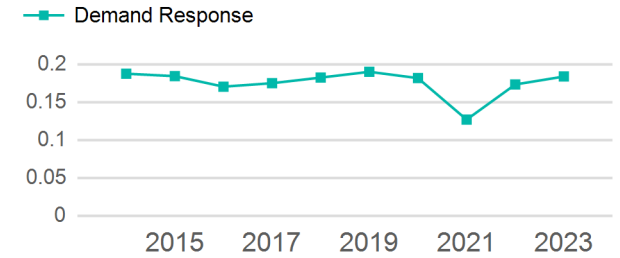
## Service Supplied

**Annual Vehicle Revenue Miles (VRM)** 515,746  
**Annual Vehicle Revenue Hours (VRH)** 36,880  
**Vehicles Operated in Maximum Service (VOMS)** 32

## Modal Characteristics

Mode	Annual Unlinked Passenger Trips	Directly Operated VOMS	Purchased Transportation VOMS	Annual Vehicle Revenue Miles	Annual Vehicle Revenue Hours
Demand Response	94,832	32	0	515,746	36,880
<b>Total</b>	<b>94,832</b>	<b>32</b>	<b>0</b>	<b>515,746</b>	<b>36,880</b>

## Unlinked Passenger Trip per Vehicle Revenue Mile



Mode	Service Efficiency		Service Effectiveness		
	OE per VRM	OE per VRH	UPT per VRM	UPT per VRH	OE per UPT
Demand Response	\$4.48	\$62.60	0.2	2.6	\$24.35
<b>Total</b>	<b>\$4.48</b>	<b>\$62.60</b>	<b>0.2</b>	<b>2.6</b>	<b>\$24.35</b>

# 2023 Annual Agency Profile - West Central Mass Transit District (NTD ID 50414)

## 2023 Funding Breakdown

### Summary of Operating Expenses (OE)

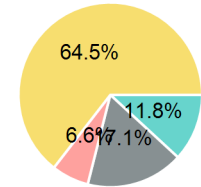
Mode	Operating Expenses	Fare Revenues
Demand Response	\$2,308,795	\$0
<b>Total</b>	<b>\$2,308,795</b>	<b>\$0</b>

### Sources of Operating Funds Expended

Directly Generated	\$272,924
Federal Government	\$395,755
Local Government	\$151,769
State Government	\$1,488,347
<b>Total Operating Funds Expended</b>	<b>\$2,308,795</b>

### Operating Funding Sources

- Directly Generated
- Federal Government
- Local Government
- State Government



### Capital Funding Sources

- Directly Generated
- Federal Government
- Local Government
- State Government

### Sources of Capital Funds Expended

Directly Generated	\$0
Federal Government	\$0
Local Government	\$0
State Government	\$0
<b>Total Capital Funds Expended</b>	<b>\$0</b>

## 2023 Asset Management

<b>Transit Asset Management (TAM) Tier</b>	Tier II	<b>TAM Sponsor NTD ID</b>	5R01
--	---------	---------------------------	------

### Metrics

Mode	Average Fleet Age in Years
Demand Response	8.6