

# 2023 Annual Agency Profile - Greenville Transit System (NTD ID 50415)

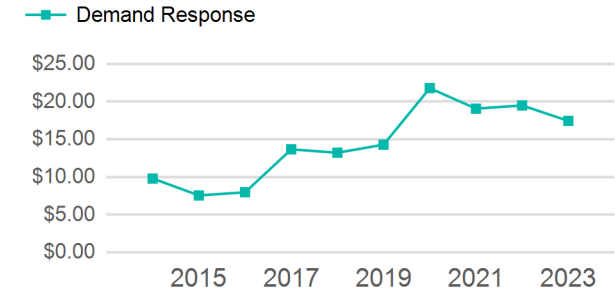
**Mailing Address:** 100 PUBLIC SQ  
GREENVILLE, OH

**Website:** <https://www.cityofgreenville.org/2172/Transit-Home>

## Service Consumed

Annual Unlinked Trips (UPT) 44,072

## Operating Expenses per Vehicle Revenue Mile



## Assets

Revenue Vehicles 11  
Service Vehicles  
Facilities 1

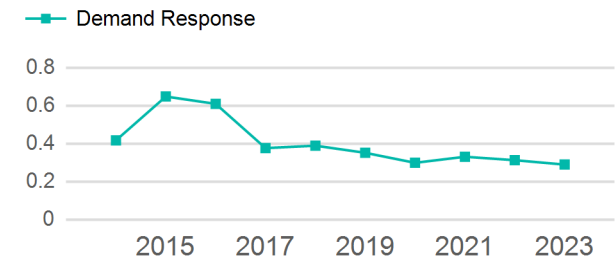
## Service Supplied

Annual Vehicle Revenue Miles (VRM) 152,165  
Annual Vehicle Revenue Hours (VRH) 13,160  
Vehicles Operated in Maximum Service (VOMS) 8

## Modal Characteristics

Mode	Annual Unlinked Passenger Trips	Directly Operated VOMS	Purchased Transportation VOMS	Annual Vehicle Revenue Miles	Annual Vehicle Revenue Hours
Demand Response	44,072	8	0	152,165	13,160
<b>Total</b>	<b>44,072</b>	<b>8</b>	<b>0</b>	<b>152,165</b>	<b>13,160</b>

## Unlinked Passenger Trip per Vehicle Revenue Mile



## Metrics

Mode	Service Efficiency		Service Effectiveness		
	OE per VRM	OE per VRH	UPT per VRM	UPT per VRH	OE per UPT
Demand Response	\$5.05	\$58.40	0.3	3.3	\$17.44
<b>Total</b>	<b>\$5.05</b>	<b>\$58.40</b>	<b>0.3</b>	<b>3.3</b>	<b>\$17.44</b>

# 2023 Annual Agency Profile - Greenville Transit System (NTD ID 50415)

## 2023 Funding Breakdown

### Summary of Operating Expenses (OE)

Mode	Operating Expenses	Fare Revenues
Demand Response	\$768,585	\$0
<b>Total</b>	<b>\$768,585</b>	<b>\$0</b>

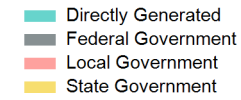
### Sources of Operating Funds Expended

Directly Generated	\$127,622
Federal Government	\$359,544
Local Government	\$13,087
State Government	\$268,332
<b>Total Operating Funds Expended</b>	<b>\$768,585</b>

### Operating Funding Sources



### Capital Funding Sources



### Sources of Capital Funds Expended

Directly Generated	\$0
Federal Government	\$51,009
Local Government	\$2,740
State Government	\$10,013
<b>Total Capital Funds Expended</b>	<b>\$63,762</b>

## 2023 Asset Management

<b>Transit Asset Management (TAM) Tier</b>	Tier II	<b>TAM Sponsor NTD ID</b>	5R05
--	---------	---------------------------	------

### Metrics

Mode	Average Fleet Age in Years
Demand Response	8.0