

# 2023 Annual Agency Profile - Mecosta Osceola Transit Authority (NTD ID 50416)

**Mailing Address:** 18710 16 Mile Rd.  
Big Rapids, MI

**Website:** <http://www.motaonline.net>

## Service Consumed

**Annual Unlinked Trips (UPT)** 21,128

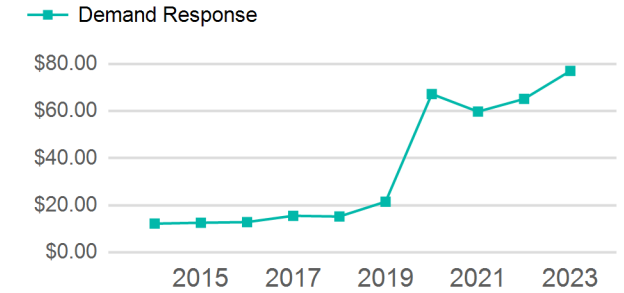
## Service Supplied

**Annual Vehicle Revenue Miles (VRM)** 313,260

**Annual Vehicle Revenue Hours (VRH)** 17,178

**Vehicles Operated in Maximum Service (VOMS)** 13

## Operating Expenses per Vehicle Revenue Mile



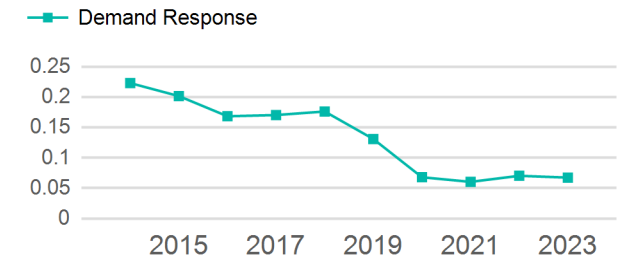
## Assets

**Revenue Vehicles** 15  
**Service Vehicles** 3  
**Facilities** 1

## Modal Characteristics

Mode	Annual Unlinked Passenger Trips	Directly Operated VOMS	Purchased Transportation VOMS	Annual Vehicle Revenue Miles	Annual Vehicle Revenue Hours
Demand Response	21,128	13	0	313,260	17,178
<b>Total</b>	<b>21,128</b>	<b>13</b>	<b>0</b>	<b>313,260</b>	<b>17,178</b>

## Unlinked Passenger Trip per Vehicle Revenue Mile



Mode	Service Efficiency		Service Effectiveness		
	OE per VRM	OE per VRH	UPT per VRM	UPT per VRH	OE per UPT
Demand Response	\$5.19	\$94.71	0.1	1.2	\$77.00
<b>Total</b>	<b>\$5.19</b>	<b>\$94.71</b>	<b>0.1</b>	<b>1.2</b>	<b>\$77.00</b>

# 2023 Annual Agency Profile - Mecosta Osceola Transit Authority (NTD ID 50416)

## 2023 Funding Breakdown

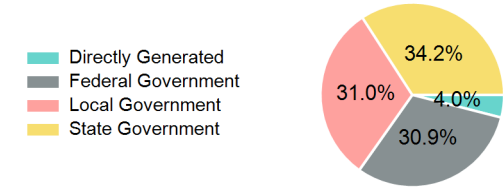
### Summary of Operating Expenses (OE)

Mode	Operating Expenses	Fare Revenues
Demand Response	\$1,626,857	\$0
<b>Total</b>	<b>\$1,626,857</b>	<b>\$0</b>

### Sources of Operating Funds Expended

Directly Generated	\$64,404
Federal Government	\$502,124
Local Government	\$504,467
State Government	\$555,862
<b>Total Operating Funds Expended</b>	<b>\$1,626,857</b>

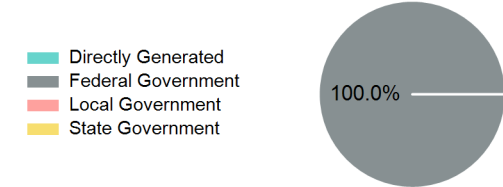
### Operating Funding Sources



### Sources of Capital Funds Expended

Directly Generated	\$0
Federal Government	\$236,643
Local Government	\$0
State Government	\$0
<b>Total Capital Funds Expended</b>	<b>\$236,643</b>

### Capital Funding Sources



## 2023 Asset Management

<b>Transit Asset Management (TAM) Tier</b>	Tier II	<b>TAM Sponsor NTD ID</b>	5R03
--	---------	---------------------------	------

### Metrics

Mode	Average Fleet Age in Years
Demand Response	4.7