

2023 Annual Agency Profile - Morgan County Transit (NTD ID 50421)

Mailing Address: 155 E MAIN ST RM 216
MCCONNELSVILLE, OH

Website: <http://www.mocopublictransit.com/>

Service Consumed

Annual Unlinked Trips (UPT) 23,623

Service Supplied

Annual Vehicle Revenue Miles (VRM) 412,845

Annual Vehicle Revenue Hours (VRH) 24,600

Vehicles Operated in Maximum Service (VOMS) 21

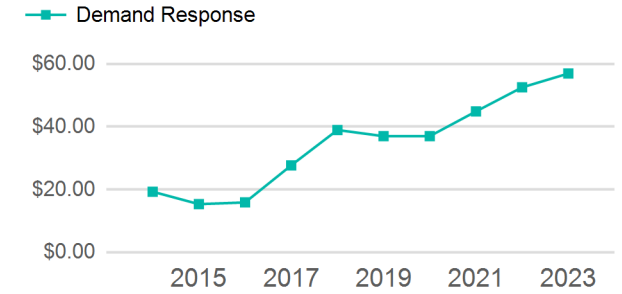
Assets

Revenue Vehicles 22

Service Vehicles

Facilities 1

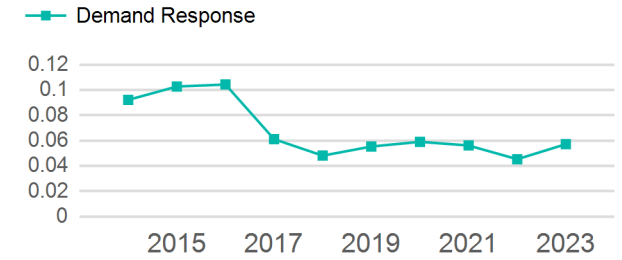
Operating Expenses per Vehicle Revenue Mile



Modal Characteristics

Mode	Annual Unlinked Passenger Trips	Directly Operated VOMS	Purchased Transportation VOMS	Annual Vehicle Revenue Miles	Annual Vehicle Revenue Hours
Demand Response	23,623	21	0	412,845	24,600
Total	23,623	21	0	412,845	24,600

Unlinked Passenger Trip per Vehicle Revenue Mile



Metrics

Service Efficiency

Service Effectiveness

Mode	OE per VRM	OE per VRH	UPT per VRM	UPT per VRH	OE per UPT
Demand Response	\$3.26	\$54.67	0.1	1.0	\$56.93
Total	\$3.26	\$54.67	0.1	1.0	\$56.93

2023 Annual Agency Profile - Morgan County Transit (NTD ID 50421)

2023 Funding Breakdown

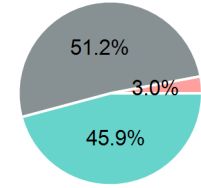
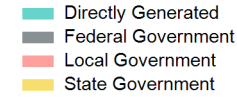
Summary of Operating Expenses (OE)

Mode	Operating Expenses	Fare Revenues
Demand Response	\$1,344,883	\$0
Total	\$1,344,883	\$0

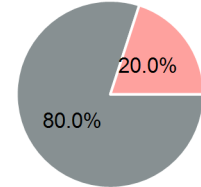
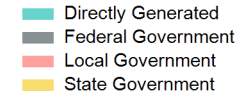
Sources of Operating Funds Expended

Directly Generated	\$616,687
Federal Government	\$688,433
Local Government	\$39,763
State Government	\$0
Total Operating Funds Expended	\$1,344,883

Operating Funding Sources



Capital Funding Sources



Sources of Capital Funds Expended

Directly Generated	\$0
Federal Government	\$127,798
Local Government	\$31,950
State Government	\$0
Total Capital Funds Expended	\$159,748

2023 Asset Management

Transit Asset Management (TAM) Tier	Tier II	TAM Sponsor NTD ID	5R05
--------------------------------------------	---------	---------------------------	------

Metrics

Mode	Average Fleet Age in Years
Demand Response	4.7