

# 2023 Annual Agency Profile - Transportation for Logan County (NTD ID 50424)

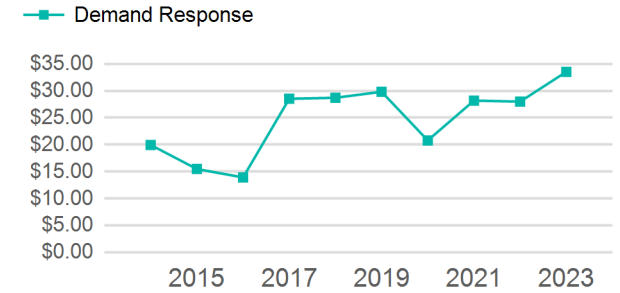
**Mailing Address:** 334 E COLUMBUS AVE  
BELLEFONTAINE, OH

**Website:** <https://www.rtcservices.org/transportation>

## Service Consumed

Annual Unlinked Trips (UPT) 62,627

## Operating Expenses per Vehicle Revenue Mile



## Assets

Revenue Vehicles 28  
Service Vehicles  
Facilities 2

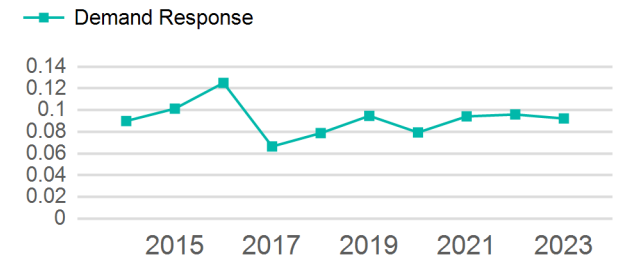
## Service Supplied

Annual Vehicle Revenue Miles (VRM) 678,957  
Annual Vehicle Revenue Hours (VRH) 22,882  
Vehicles Operated in Maximum Service (VOMS) 22

## Modal Characteristics

Mode	Annual Unlinked Passenger Trips	Directly Operated VOMS	Purchased Transportation VOMS	Annual Vehicle Revenue Miles	Annual Vehicle Revenue Hours
Demand Response	62,627	22	0	678,957	22,882
<b>Total</b>	<b>62,627</b>	<b>22</b>	<b>0</b>	<b>678,957</b>	<b>22,882</b>

## Unlinked Passenger Trip per Vehicle Revenue Mile



Mode	Service Efficiency		Service Effectiveness		
	OE per VRM	OE per VRH	UPT per VRM	UPT per VRH	OE per UPT
Demand Response	\$3.09	\$91.77	0.1	2.7	\$33.53
<b>Total</b>	<b>\$3.09</b>	<b>\$91.77</b>	<b>0.1</b>	<b>2.7</b>	<b>\$33.53</b>

# 2023 Annual Agency Profile - Transportation for Logan County (NTD ID 50424)

## 2023 Funding Breakdown

### Summary of Operating Expenses (OE)

Mode	Operating Expenses	Fare Revenues
Demand Response	\$2,099,780	\$0
<b>Total</b>	<b>\$2,099,780</b>	<b>\$0</b>

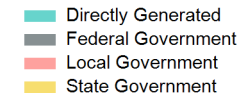
### Sources of Operating Funds Expended

Directly Generated	\$801,005
Federal Government	\$1,046,608
Local Government	\$21,065
State Government	\$231,102
<b>Total Operating Funds Expended</b>	<b>\$2,099,780</b>

### Operating Funding Sources



### Capital Funding Sources



### Sources of Capital Funds Expended

Directly Generated	\$0
Federal Government	\$146,156
Local Government	\$36,540
State Government	\$0
<b>Total Capital Funds Expended</b>	<b>\$182,696</b>

## 2023 Asset Management

<b>Transit Asset Management (TAM) Tier</b>	Tier II	<b>TAM Sponsor NTD ID</b>	5R05
--	---------	---------------------------	------

### Metrics

Mode	Average Fleet Age in Years
Demand Response	4.1