

2023 Annual Agency Profile - Piatt County (NTD ID 50425)

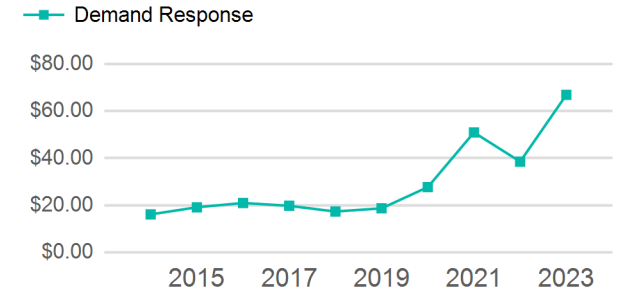
Mailing Address: 101 W WASHINGTON ST STE 105
MONTICELLO, IL

Website: <https://www.piattran.org/>

Service Consumed

Annual Unlinked Trips (UPT) 18,643

Operating Expenses per Vehicle Revenue Mile



Assets

Revenue Vehicles 17
Service Vehicles
Facilities 1

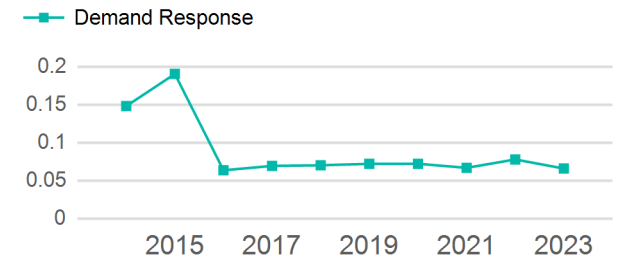
Service Supplied

Annual Vehicle Revenue Miles (VRM) 282,985
Annual Vehicle Revenue Hours (VRH) 12,724
Vehicles Operated in Maximum Service (VOMS) 14

Modal Characteristics

Mode	Annual Unlinked Passenger Trips	Directly Operated VOMS	Purchased Transportation VOMS	Annual Vehicle Revenue Miles	Annual Vehicle Revenue Hours
Demand Response	18,643	14	0	282,985	12,724
Total	18,643	14	0	282,985	12,724

Unlinked Passenger Trip per Vehicle Revenue Mile



Mode	Service Efficiency		Service Effectiveness		
	OE per VRM	OE per VRH	UPT per VRM	UPT per VRH	OE per UPT
Demand Response	\$4.40	\$97.94	0.1	1.5	\$66.84
Total	\$4.40	\$97.94	0.1	1.5	\$66.84

2023 Annual Agency Profile - Piatt County (NTD ID 50425)

2023 Funding Breakdown

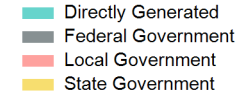
Summary of Operating Expenses (OE)

Mode	Operating Expenses	Fare Revenues
Demand Response	\$1,246,125	\$0
Total	\$1,246,125	\$0

Sources of Operating Funds Expended

Directly Generated	\$126,974
Federal Government	\$291,083
Local Government	\$154,228
State Government	\$673,840
Total Operating Funds Expended	\$1,246,125

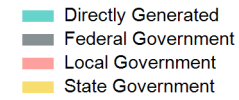
Operating Funding Sources



Capital Funding Sources

Sources of Capital Funds Expended

Directly Generated	\$0
Federal Government	\$0
Local Government	\$0
State Government	\$0
Total Capital Funds Expended	\$0



2023 Asset Management

Transit Asset Management (TAM) Tier	Tier II	TAM Sponsor NTD ID	5R01
--	---------	---------------------------	------

Metrics

Mode	Average Fleet Age in Years
Demand Response	9.2