

2023 Annual Agency Profile - Transportation Resources For Independent People of Sandusky (TRIPS) (NTD ID 50433)

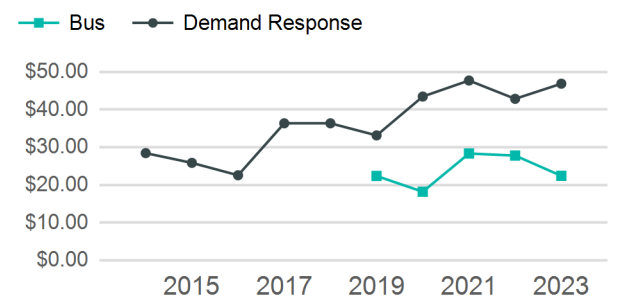
Mailing Address: 127 S Front St
Fremont, OH

Website: <https://www.glcap.org/programs/transportation/public-transportation/>

Service Consumed

Annual Unlinked Trips (UPT) 39,522

Operating Expenses per Vehicle Revenue Mile



Assets

Revenue Vehicles 31
Service Vehicles
Facilities 1

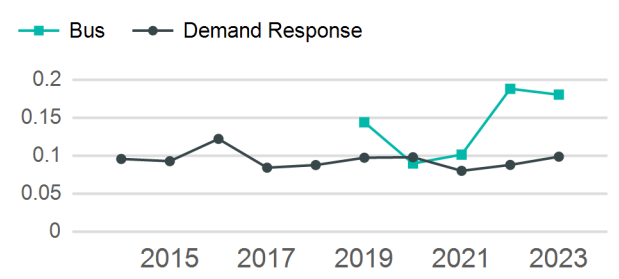
Service Supplied

Annual Vehicle Revenue Miles (VRM) 350,075
Annual Vehicle Revenue Hours (VRH) 17,932
Vehicles Operated in Maximum Service (VOMS) 13

Modal Characteristics

Mode	Annual Unlinked Passenger Trips	Directly Operated VOMS	Purchased Transportation VOMS	Annual Vehicle Revenue Miles	Annual Vehicle Revenue Hours
Demand Response	28,495	10	0	288,912	13,159
Bus	11,027	3	0	61,163	4,773
Total	39,522	13	0	350,075	17,932

Unlinked Passenger Trip per Vehicle Revenue Mile



Metrics

Service Efficiency

Service Effectiveness

Mode	OE per VRM	OE per VRH	UPT per VRM	UPT per VRH	OE per UPT
Demand Response	\$4.62	\$101.49	0.1	2.2	\$46.87
Bus	\$4.05	\$51.84	0.2	2.3	\$22.44
Total	\$4.52	\$88.27	0.1	2.2	\$40.05

2023 Annual Agency Profile - Transportation Resources For Independent People of Sandusky (TRIPS) (NTD ID 50433)

Summary of Operating Expenses (OE)

Mode	Operating Expenses	Fare Revenues
Demand Response	\$1,335,527	\$0
Bus	\$247,413	\$0
Total	\$1,582,940	\$0

2023 Funding Breakdown

Sources of Operating Funds Expended

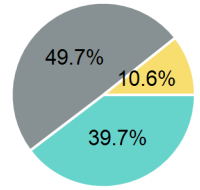
Directly Generated	\$628,365
Federal Government	\$786,411
Local Government	\$0
State Government	\$168,164
Total Operating Funds Expended	\$1,582,940

Sources of Capital Funds Expended

Directly Generated	\$0
Federal Government	\$0
Local Government	\$0
State Government	\$23,672
Total Capital Funds Expended	\$23,672

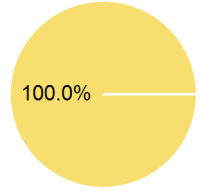
Operating Funding Sources

■ Directly Generated
■ Federal Government
■ Local Government
■ State Government



Capital Funding Sources

■ Directly Generated
■ Federal Government
■ Local Government
■ State Government



2023 Asset Management

Transit Asset Management (TAM) Tier: Tier II TAM Sponsor NTD ID: 5R05

Metrics

Mode	Average Fleet Age in Years
Demand Response	5.6
Bus	5.3