

# 2023 Annual Agency Profile - Cedar Valley Services, Inc. (NTD ID 50450)

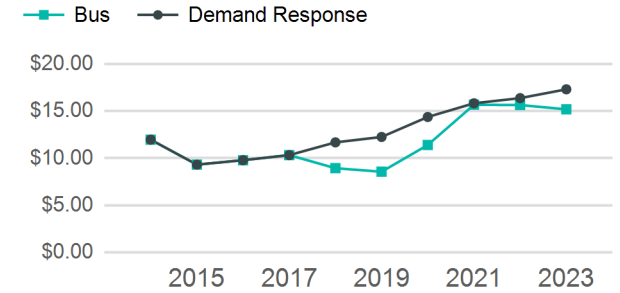
Mailing Address: 2111 4TH ST NW  
Austin, MN

Website: www.smartbusmn.org

## Service Consumed

Annual Unlinked Trips (UPT) 227,158

## Operating Expenses per Vehicle Revenue Mile



## Assets

Revenue Vehicles	66
Service Vehicles	2
Facilities	2

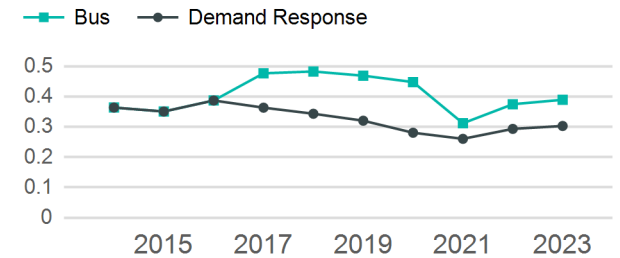
## Service Supplied

Annual Vehicle Revenue Miles (VRM)	670,721
Annual Vehicle Revenue Hours (VRH)	58,720
Vehicles Operated in Maximum Service (VOMS)	29

## Modal Characteristics

Mode	Annual Unlinked Passenger Trips	Directly Operated VOMS	Purchased Transportation VOMS	Annual Vehicle Revenue Miles	Annual Vehicle Revenue Hours
Demand Response	119,426	14	0	394,129	34,899
Bus	107,732	15	0	276,592	23,821
<b>Total</b>	<b>227,158</b>	<b>29</b>	<b>0</b>	<b>670,721</b>	<b>58,720</b>

## Unlinked Passenger Trip per Vehicle Revenue Mile



## Metrics

### Service Efficiency

### Service Effectiveness

Mode	OE per VRM	OE per VRH	UPT per VRM	UPT per VRH	OE per UPT
Demand Response	\$5.24	\$59.21	0.3	3.4	\$17.30
Bus	\$5.91	\$68.66	0.4	4.5	\$15.18
<b>Total</b>	<b>\$5.52</b>	<b>\$63.05</b>	<b>0.3</b>	<b>3.9</b>	<b>\$16.30</b>

# 2023 Annual Agency Profile - Cedar Valley Services, Inc. (NTD ID 50450)

## 2023 Funding Breakdown

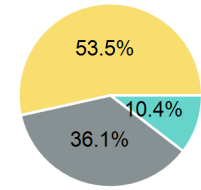
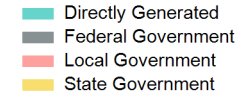
### Summary of Operating Expenses (OE)

Mode	Operating Expenses	Fare Revenues
Demand Response	\$2,066,474	\$0
Bus	\$1,635,611	\$0
<b>Total</b>	<b>\$3,702,085</b>	<b>\$0</b>

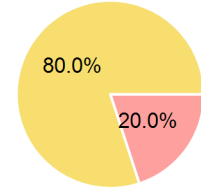
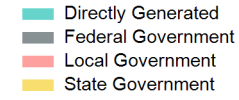
### Sources of Operating Funds Expended

Directly Generated	\$385,310
Federal Government	\$1,336,946
Local Government	\$0
State Government	\$1,979,829
<b>Total Operating Funds Expended</b>	<b>\$3,702,085</b>

### Operating Funding Sources



### Capital Funding Sources



### Sources of Capital Funds Expended

Directly Generated	\$0
Federal Government	\$0
Local Government	\$100,348
State Government	\$401,393
<b>Total Capital Funds Expended</b>	<b>\$501,741</b>

## 2023 Asset Management

<b>Transit Asset Management (TAM) Tier</b>	Tier II	<b>TAM Sponsor NTD ID</b>	5R04
--	---------	---------------------------	------

### Metrics

Mode	Average Fleet Age in Years
Demand Response	7.1
Bus	7.1