

2023 Annual Agency Profile - Benzie Transportation Authority (NTD ID 50457)

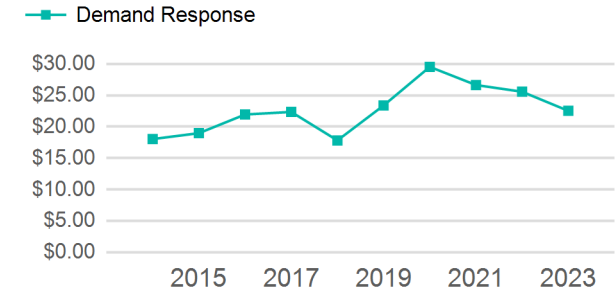
Mailing Address: 12762 HONOR HWY
HONOR, MI

Website: www.benziebus.com

Service Consumed

Annual Unlinked Trips (UPT) 105,821

Operating Expenses per Vehicle Revenue Mile



Assets

Revenue Vehicles 25
Service Vehicles 1
Facilities 1

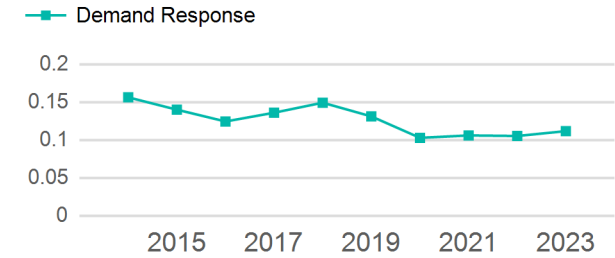
Service Supplied

Annual Vehicle Revenue Miles (VRM) 946,906
Annual Vehicle Revenue Hours (VRH) 34,048
Vehicles Operated in Maximum Service (VOMS) 20

Modal Characteristics

Mode	Annual Unlinked Passenger Trips	Directly Operated VOMS	Purchased Transportation VOMS	Annual Vehicle Revenue Miles	Annual Vehicle Revenue Hours
Demand Response	105,821	20	0	946,906	34,048
Total	105,821	20	0	946,906	34,048

Unlinked Passenger Trip per Vehicle Revenue Mile



Mode	Service Efficiency		Service Effectiveness		
	OE per VRM	OE per VRH	UPT per VRM	UPT per VRH	OE per UPT
Demand Response	\$2.52	\$70.02	0.1	3.1	\$22.53
Total	\$2.52	\$70.02	0.1	3.1	\$22.53

2023 Annual Agency Profile - Benzie Transportation Authority (NTD ID 50457)

2023 Funding Breakdown

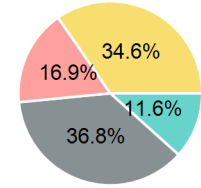
Summary of Operating Expenses (OE)

Mode	Operating Expenses	Fare Revenues
Demand Response	\$2,384,088	\$0
Total	\$2,384,088	\$0

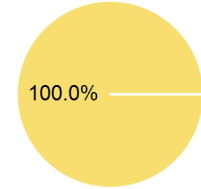
Sources of Operating Funds Expended

Directly Generated	\$277,729
Federal Government	\$877,548
Local Government	\$403,176
State Government	\$825,635
Total Operating Funds Expended	\$2,384,088

Operating Funding Sources



Capital Funding Sources



Sources of Capital Funds Expended

Directly Generated	\$0
Federal Government	\$0
Local Government	\$0
State Government	\$35,120
Total Capital Funds Expended	\$35,120

2023 Asset Management

Transit Asset Management (TAM) Tier	Tier II	TAM Sponsor NTD ID	5R03
--	---------	---------------------------	------

Metrics

Mode	Average Fleet Age in Years
Demand Response	5.8