

2023 Annual Agency Profile - Whiteside County (NTD ID 50458)

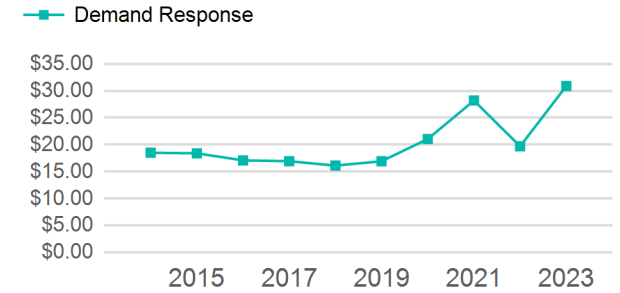
Mailing Address: 200 E KNOX ST
MORRISON, IL

Website: <https://www.ridewcpt.net/>

Service Consumed

Annual Unlinked Trips (UPT) 29,571

Operating Expenses per Vehicle Revenue Mile



Assets

Revenue Vehicles 14
Service Vehicles
Facilities

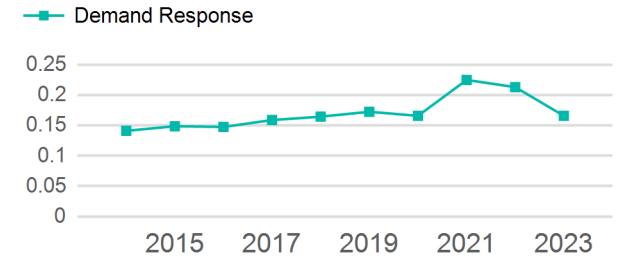
Service Supplied

Annual Vehicle Revenue Miles (VRM) 178,293
Annual Vehicle Revenue Hours (VRH) 12,992
Vehicles Operated in Maximum Service (VOMS) 7

Modal Characteristics

Mode	Annual Unlinked Passenger Trips	Directly Operated VOMS	Purchased Transportation VOMS	Annual Vehicle Revenue Miles	Annual Vehicle Revenue Hours
Demand Response	29,571	7	0	178,293	12,992
Total	29,571	7	0	178,293	12,992

Unlinked Passenger Trip per Vehicle Revenue Mile



Metrics

Mode	Service Efficiency		Service Effectiveness		
	OE per VRM	OE per VRH	UPT per VRM	UPT per VRH	OE per UPT
Demand Response	\$5.12	\$70.30	0.2	2.3	\$30.89
Total	\$5.12	\$70.30	0.2	2.3	\$30.89

2023 Annual Agency Profile - Whiteside County (NTD ID 50458)

2023 Funding Breakdown

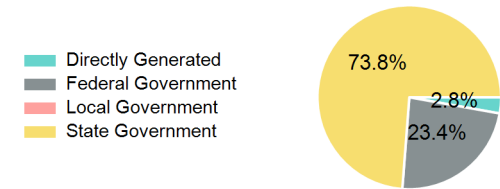
Summary of Operating Expenses (OE)

Mode	Operating Expenses	Fare Revenues
Demand Response	\$913,337	\$0
Total	\$913,337	\$0

Sources of Operating Funds Expended

Directly Generated	\$25,688
Federal Government	\$213,791
Local Government	\$0
State Government	\$673,858
Total Operating Funds Expended	\$913,337

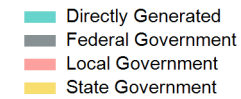
Operating Funding Sources



Capital Funding Sources

Sources of Capital Funds Expended

Directly Generated	\$0
Federal Government	\$0
Local Government	\$0
State Government	\$0
Total Capital Funds Expended	\$0



2023 Asset Management

Transit Asset Management (TAM) Tier	Tier II	TAM Sponsor NTD ID	5R01
--------------------------------------------	---------	---------------------------	------

Metrics

Mode	Average Fleet Age in Years
Demand Response	8.9