

2023 Annual Agency Profile - Whitley County Council on Aging (NTD ID 50468)

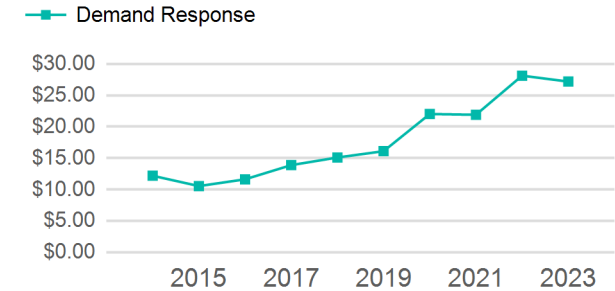
Mailing Address: 220 W VAN BUREN ST STE 207
COLUMBIA CITY, IN

Website: <https://whitleycountycouncilonaging.org/whitley-county-transit>

Service Consumed

Annual Unlinked Trips (UPT) 29,961

Operating Expenses per Vehicle Revenue Mile



Assets

Revenue Vehicles 12
Service Vehicles
Facilities 1

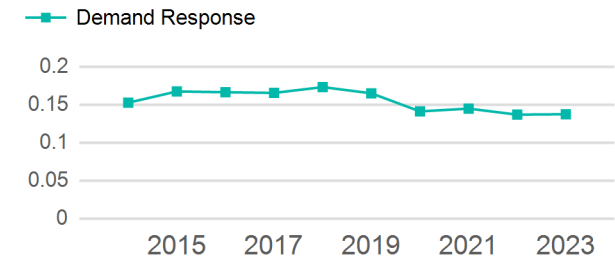
Service Supplied

Annual Vehicle Revenue Miles (VRM) 218,017
Annual Vehicle Revenue Hours (VRH) 13,179
Vehicles Operated in Maximum Service (VOMS) 8

Modal Characteristics

Mode	Annual Unlinked Passenger Trips	Directly Operated VOMS	Purchased Transportation VOMS	Annual Vehicle Revenue Miles	Annual Vehicle Revenue Hours
Demand Response	29,961	8	0	218,017	13,179
Total	29,961	8	0	218,017	13,179

Unlinked Passenger Trip per Vehicle Revenue Mile



Mode	Service Efficiency		Service Effectiveness		
	OE per VRM	OE per VRH	UPT per VRM	UPT per VRH	OE per UPT
Demand Response	\$3.74	\$61.80	0.1	2.3	\$27.18
Total	\$3.74	\$61.80	0.1	2.3	\$27.18

2023 Annual Agency Profile - Whitley County Council on Aging (NTD ID 50468)

2023 Funding Breakdown

Summary of Operating Expenses (OE)

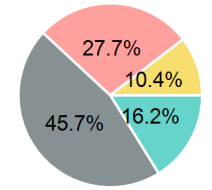
Mode	Operating Expenses	Fare Revenues
Demand Response	\$814,447	\$0
Total	\$814,447	\$0

Sources of Operating Funds Expended

Directly Generated	\$131,691
Federal Government	\$372,467
Local Government	\$225,460
State Government	\$84,829
Total Operating Funds Expended	\$814,447

Operating Funding Sources

■ Directly Generated
■ Federal Government
■ Local Government
■ State Government

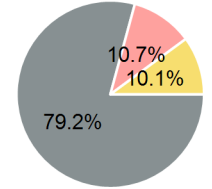


Sources of Capital Funds Expended

Directly Generated	\$0
Federal Government	\$187,200
Local Government	\$25,266
State Government	\$23,800
Total Capital Funds Expended	\$236,266

Capital Funding Sources

■ Directly Generated
■ Federal Government
■ Local Government
■ State Government



2023 Asset Management

Transit Asset Management (TAM) Tier	Tier II	TAM Sponsor NTD ID	5R02
--------------------------------------------	---------	---------------------------	------

Metrics

Mode	Average Fleet Age in Years
Demand Response	6.1