

2023 Annual Agency Profile - Southwestern MN Opportunity Council, Inc. (NTD ID 50471)

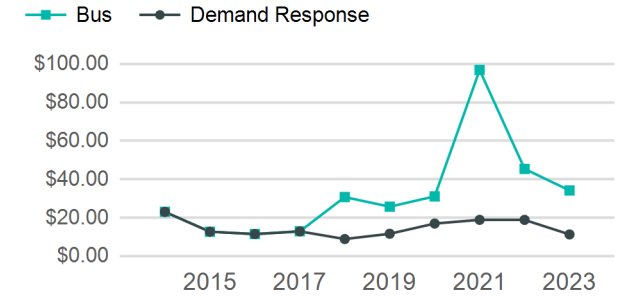
Mailing Address: 1106 3RD AVE
WORTHINGTON, MN

Website: <http://www.smoc.us/id70.html>

Service Consumed

Annual Unlinked Trips (UPT) 23,203

Operating Expenses per Vehicle Revenue Mile



Assets

Revenue Vehicles 8
Service Vehicles
Facilities

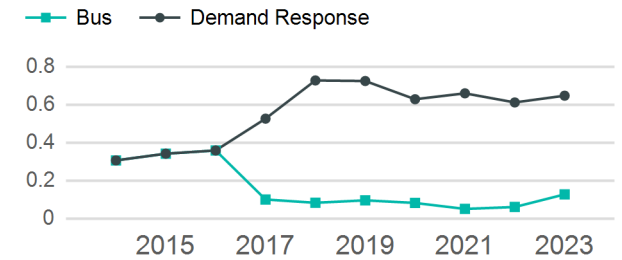
Service Supplied

Annual Vehicle Revenue Miles (VRM) 70,022
Annual Vehicle Revenue Hours (VRH) 7,382
Vehicles Operated in Maximum Service (VOMS) 4

Modal Characteristics

Mode	Annual Unlinked Passenger Trips	Directly Operated VOMS	Purchased Transportation VOMS	Annual Vehicle Revenue Miles	Annual Vehicle Revenue Hours
Demand Response	17,780	3	0	27,465	3,846
Bus	5,423	1	0	42,557	3,536
Total	23,203	4	0	70,022	7,382

Unlinked Passenger Trip per Vehicle Revenue Mile



Metrics

Service Efficiency

Service Effectiveness

Mode	OE per VRM	OE per VRH	UPT per VRM	UPT per VRH	OE per UPT
Demand Response	\$7.39	\$52.75	0.6	4.6	\$11.41
Bus	\$4.36	\$52.53	0.1	1.5	\$34.25
Total	\$5.55	\$52.64	0.3	3.1	\$16.75

2023 Annual Agency Profile - Southwestern MN Opportunity Council, Inc. (NTD ID 50471)

2023 Funding Breakdown

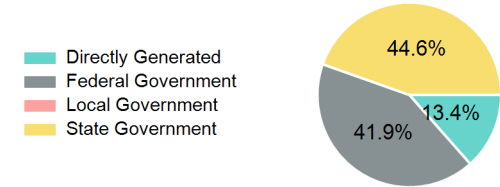
Summary of Operating Expenses (OE)

Mode	Operating Expenses	Fare Revenues
Demand Response	\$202,873	\$0
Bus	\$185,748	\$0
Total	\$388,621	\$0

Sources of Operating Funds Expended

Directly Generated	\$52,234
Federal Government	\$163,020
Local Government	\$0
State Government	\$173,367
Total Operating Funds Expended	\$388,621

Operating Funding Sources



Capital Funding Sources

Sources of Capital Funds Expended

Directly Generated	\$0
Federal Government	\$0
Local Government	\$0
State Government	\$0
Total Capital Funds Expended	\$0



2023 Asset Management

Transit Asset Management (TAM) Tier: Tier II TAM Sponsor NTD ID: 5R04

Metrics

Mode	Average Fleet Age in Years
Demand Response	12.0
Bus	12.0