

# 2023 Annual Agency Profile - Tri-County Action Program, Inc. (NTD ID 50474)

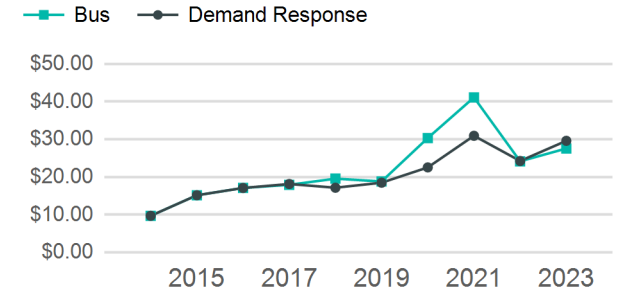
**Mailing Address:** 1210 23RD AVE S  
WAITE PARK, MN

**Website:** <https://tricap.org/transportation/>

## Service Consumed

**Annual Unlinked Trips (UPT)** 126,836

## Operating Expenses per Vehicle Revenue Mile



## Assets

**Revenue Vehicles** 56  
**Service Vehicles**  
**Facilities** 3

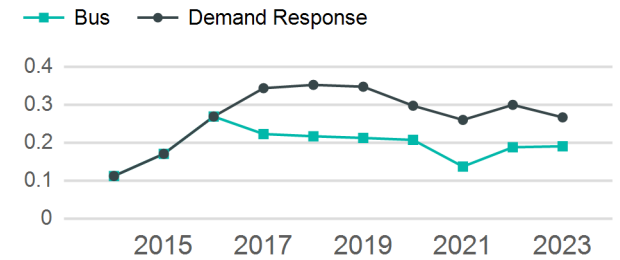
## Service Supplied

**Annual Vehicle Revenue Miles (VRM)** 556,244  
**Annual Vehicle Revenue Hours (VRH)** 41,212  
**Vehicles Operated in Maximum Service (VOMS)** 24

## Modal Characteristics

Mode	Annual Unlinked Passenger Trips	Directly Operated VOMS	Purchased Transportation VOMS	Annual Vehicle Revenue Miles	Annual Vehicle Revenue Hours
Demand Response	73,224	14	0	274,623	24,259
Bus	53,612	10	0	281,621	16,953
<b>Total</b>	<b>126,836</b>	<b>24</b>	<b>0</b>	<b>556,244</b>	<b>41,212</b>

## Unlinked Passenger Trip per Vehicle Revenue Mile



## Metrics

### Service Efficiency

### Service Effectiveness

Mode	OE per VRM	OE per VRH	UPT per VRM	UPT per VRH	OE per UPT
Demand Response	\$7.89	\$89.34	0.3	3.0	\$29.60
Bus	\$5.25	\$87.19	0.2	3.2	\$27.57
<b>Total</b>	<b>\$6.55</b>	<b>\$88.46</b>	<b>0.2</b>	<b>3.1</b>	<b>\$28.74</b>

# 2023 Annual Agency Profile - Tri-County Action Program, Inc. (NTD ID 50474)

## 2023 Funding Breakdown

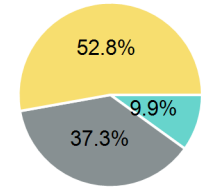
### Summary of Operating Expenses (OE)

Mode	Operating Expenses	Fare Revenues
Demand Response	\$2,167,377	\$0
Bus	\$1,478,064	\$0
<b>Total</b>	<b>\$3,645,441</b>	<b>\$0</b>

### Sources of Operating Funds Expended

Directly Generated	\$361,421
Federal Government	\$1,359,192
Local Government	\$0
State Government	\$1,924,828
<b>Total Operating Funds Expended</b>	<b>\$3,645,441</b>

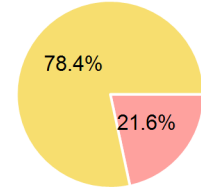
### Operating Funding Sources



### Sources of Capital Funds Expended

Directly Generated	\$0
Federal Government	\$0
Local Government	\$10,914
State Government	\$39,532
<b>Total Capital Funds Expended</b>	<b>\$50,446</b>

### Capital Funding Sources



## 2023 Asset Management

<b>Transit Asset Management (TAM) Tier</b>	Tier II	<b>TAM Sponsor NTD ID</b>	5R04
--	---------	---------------------------	------

### Metrics

Mode	Average Fleet Age in Years
Demand Response	5.9
Bus	5.9