

2023 Annual Agency Profile - Yates Township (NTD ID 50476)

Mailing Address:

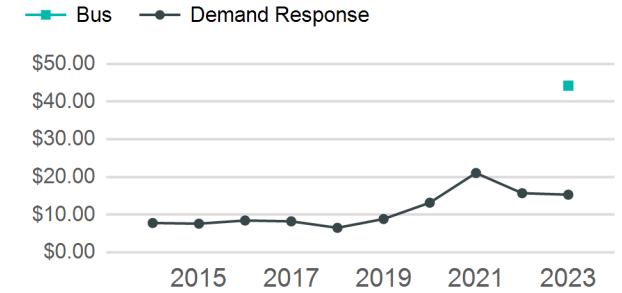
Idlewild, MI

Website: <https://www.yatesdialaride.com/>

Service Consumed

Annual Unlinked Trips (UPT) 127,130

Operating Expenses per Vehicle Revenue Mile



Assets

Revenue Vehicles	27
Service Vehicles	4
Facilities	1

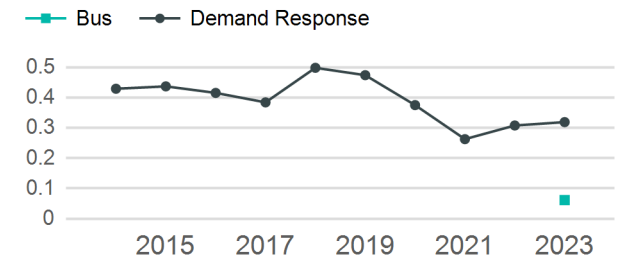
Service Supplied

Annual Vehicle Revenue Miles (VRM)	402,929
Annual Vehicle Revenue Hours (VRH)	18,703
Vehicles Operated in Maximum Service (VOMS)	20

Modal Characteristics

Mode	Annual Unlinked Passenger Trips	Directly Operated VOMS	Purchased Transportation VOMS	Annual Vehicle Revenue Miles	Annual Vehicle Revenue Hours
Demand Response	126,784	18	0	397,326	18,401
Bus	346	2	0	5,603	302
Total	127,130	20	0	402,929	18,703

Unlinked Passenger Trip per Vehicle Revenue Mile



Metrics

Service Efficiency

Service Effectiveness

Mode	OE per VRM	OE per VRH	UPT per VRM	UPT per VRH	OE per UPT
Demand Response	\$4.89	\$105.55	0.3	6.9	\$15.32
Bus	\$2.73	\$50.67	0.1	1.1	\$44.23
Total	\$4.86	\$104.66	0.3	6.8	\$15.40

2023 Annual Agency Profile - Yates Township (NTD ID 50476)

2023 Funding Breakdown

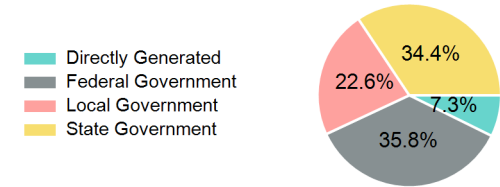
Summary of Operating Expenses (OE)

Mode	Operating Expenses	Fare Revenues
Demand Response	\$1,942,228	\$0
Bus	\$15,303	\$0
Total	\$1,957,531	\$0

Sources of Operating Funds Expended

Directly Generated	\$142,641
Federal Government	\$700,141
Local Government	\$441,889
State Government	\$672,860
Total Operating Funds Expended	\$1,957,531

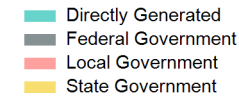
Operating Funding Sources



Capital Funding Sources

Sources of Capital Funds Expended

Directly Generated	\$0
Federal Government	\$0
Local Government	\$0
State Government	\$0
Total Capital Funds Expended	\$0



2023 Asset Management

Transit Asset Management (TAM) Tier: Tier II TAM Sponsor NTD ID: 5R03

Metrics

Mode	Average Fleet Age in Years
Demand Response	6.3
Bus	4.3