

2023 Annual Agency Profile - City of Prairie du Chien (NTD ID 50482)

Mailing Address: 214 E BLACKHAWK AVE
PRAIRIE DU CHIEN, WI

Website: <http://www.prairieduchien-wi.gov>

Service Consumed

Annual Unlinked Trips (UPT) 36,762

Service Supplied

Annual Vehicle Revenue Miles (VRM) 141,781

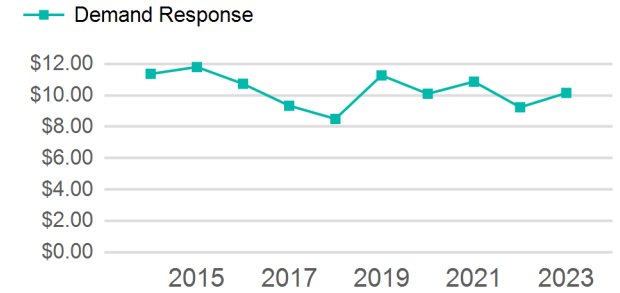
Annual Vehicle Revenue Hours (VRH) 11,384

Vehicles Operated in Maximum Service (VOMS) 3

Assets

Revenue Vehicles 5
Service Vehicles
Facilities

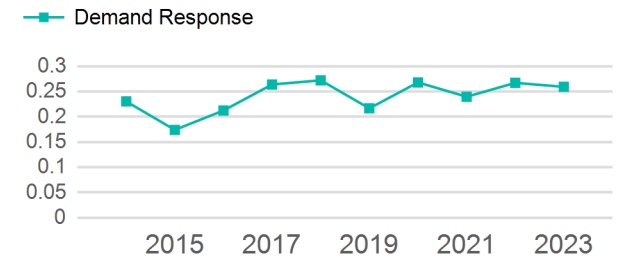
Operating Expenses per Vehicle Revenue Mile



Modal Characteristics

| Mode | Annual Unlinked Passenger Trips | Directly Operated VOMS | Purchased Transportation VOMS | Annual Vehicle Revenue Miles | Annual Vehicle Revenue Hours |
|-----------------|---------------------------------|------------------------|-------------------------------|------------------------------|------------------------------|
| Demand Response | 36,762 | 0 | 3 | 141,781 | 11,384 |
| Total | 36,762 | 0 | 3 | 141,781 | 11,384 |

Unlinked Passenger Trip per Vehicle Revenue Mile



Metrics

Service Efficiency

Service Effectiveness

| Mode | OE per VRM | OE per VRH | UPT per VRM | UPT per VRH | OE per UPT |
|-----------------|---------------|----------------|-------------|-------------|----------------|
| Demand Response | \$2.63 | \$32.77 | 0.3 | 3.2 | \$10.15 |
| Total | \$2.63 | \$32.77 | 0.3 | 3.2 | \$10.15 |

2023 Annual Agency Profile - City of Prairie du Chien (NTD ID 50482)

2023 Funding Breakdown

Summary of Operating Expenses (OE)

| Mode | Operating Expenses | Fare Revenues |
|-----------------|--------------------|---------------|
| Demand Response | \$373,009 | \$0 |
| Total | \$373,009 | \$0 |

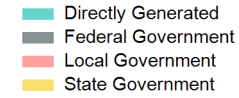
Sources of Operating Funds Expended

| | |
|---------------------------------------|------------------|
| Directly Generated | \$105,736 |
| Federal Government | \$116,564 |
| Local Government | \$77,129 |
| State Government | \$73,580 |
| Total Operating Funds Expended | \$373,009 |

Operating Funding Sources



Capital Funding Sources



Sources of Capital Funds Expended

| | |
|-------------------------------------|------------|
| Directly Generated | \$0 |
| Federal Government | \$0 |
| Local Government | \$0 |
| State Government | \$0 |
| Total Capital Funds Expended | \$0 |

2023 Asset Management

| | | | |
|--|---------|---------------------------|------|
| Transit Asset Management (TAM) Tier | Tier II | TAM Sponsor NTD ID | 5R06 |
|--|---------|---------------------------|------|

Metrics

| Mode | Average Fleet Age in Years |
|-----------------|----------------------------|
| Demand Response | 5.6 |