

2023 Annual Agency Profile - Franklin County Senior Services (NTD ID 50483)

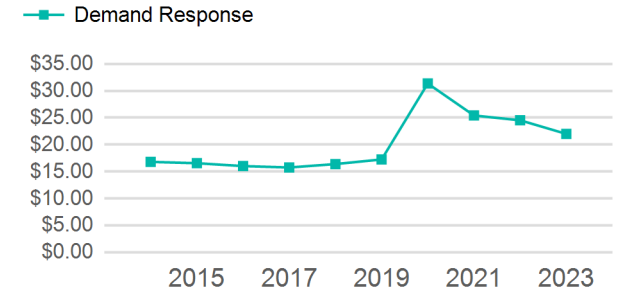
Mailing Address: 1010 FRANKLIN AVE
BROOKVILLE, IN

Website: <https://franklincountytransit.com/>

Service Consumed

Annual Unlinked Trips (UPT) 21,523

Operating Expenses per Vehicle Revenue Mile



Assets

Revenue Vehicles 7
Service Vehicles
Facilities 1

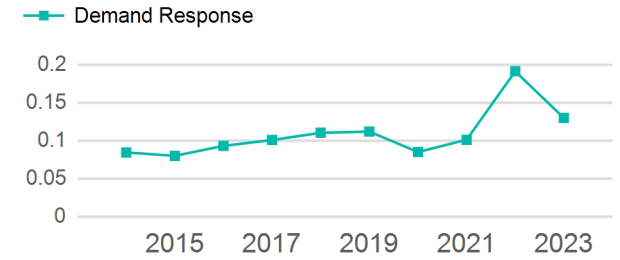
Service Supplied

Annual Vehicle Revenue Miles (VRM) 165,717
Annual Vehicle Revenue Hours (VRH) 6,641
Vehicles Operated in Maximum Service (VOMS) 7

Modal Characteristics

Mode	Annual Unlinked Passenger Trips	Directly Operated VOMS	Purchased Transportation VOMS	Annual Vehicle Revenue Miles	Annual Vehicle Revenue Hours
Demand Response	21,523	7	0	165,717	6,641
Total	21,523	7	0	165,717	6,641

Unlinked Passenger Trip per Vehicle Revenue Mile



Mode	Service Efficiency		Service Effectiveness		
	OE per VRM	OE per VRH	UPT per VRM	UPT per VRH	OE per UPT
Demand Response	\$2.86	\$71.31	0.1	3.2	\$22.00
Total	\$2.86	\$71.31	0.1	3.2	\$22.00

2023 Annual Agency Profile - Franklin County Senior Services (NTD ID 50483)

2023 Funding Breakdown

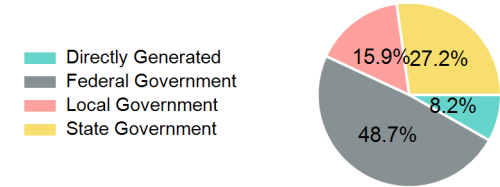
Summary of Operating Expenses (OE)

Mode	Operating Expenses	Fare Revenues
Demand Response	\$473,573	\$0
Total	\$473,573	\$0

Sources of Operating Funds Expended

Directly Generated	\$38,816
Federal Government	\$230,624
Local Government	\$75,318
State Government	\$128,815
Total Operating Funds Expended	\$473,573

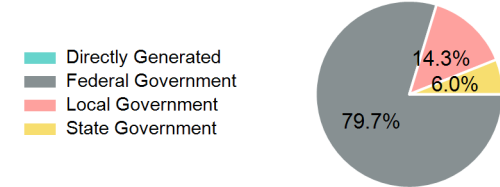
Operating Funding Sources



Sources of Capital Funds Expended

Directly Generated	\$0
Federal Government	\$145,286
Local Government	\$26,000
State Government	\$11,000
Total Capital Funds Expended	\$182,286

Capital Funding Sources



2023 Asset Management

Transit Asset Management (TAM) Tier	Tier II	TAM Sponsor NTD ID	5R02
--------------------------------------------	---------	---------------------------	------

Metrics

Mode	Average Fleet Age in Years
Demand Response	5.7