

2023 Annual Agency Profile - Fulton County Council on Aging (NTD ID 50484)

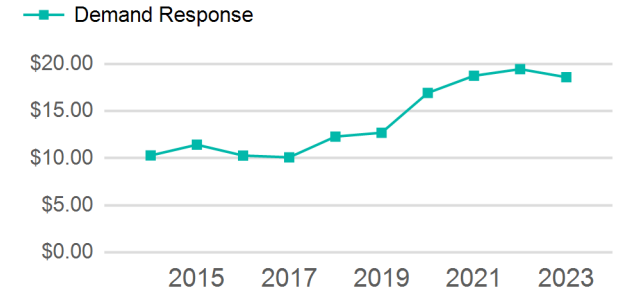
Mailing Address: 125 E 9TH ST
ROCHESTER, IN

Website: <https://www.fultoncountycoa.com/transpo>

Service Consumed

Annual Unlinked Trips (UPT) 25,288

Operating Expenses per Vehicle Revenue Mile



Assets

Revenue Vehicles 13
Service Vehicles
Facilities 1

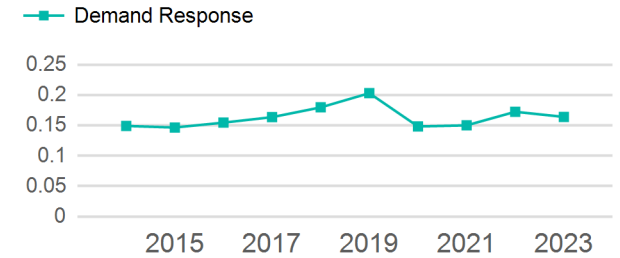
Service Supplied

Annual Vehicle Revenue Miles (VRM) 154,082
Annual Vehicle Revenue Hours (VRH) 12,457
Vehicles Operated in Maximum Service (VOMS) 8

Modal Characteristics

Mode	Annual Unlinked Passenger Trips	Directly Operated VOMS	Purchased Transportation VOMS	Annual Vehicle Revenue Miles	Annual Vehicle Revenue Hours
Demand Response	25,288	8	0	154,082	12,457
Total	25,288	8	0	154,082	12,457

Unlinked Passenger Trip per Vehicle Revenue Mile



Metrics

Service Efficiency

Service Effectiveness

Mode	OE per VRM	OE per VRH	UPT per VRM	UPT per VRH	OE per UPT
Demand Response	\$3.05	\$37.73	0.2	2.0	\$18.58
Total	\$3.05	\$37.73	0.2	2.0	\$18.58

2023 Annual Agency Profile - Fulton County Council on Aging (NTD ID 50484)

2023 Funding Breakdown

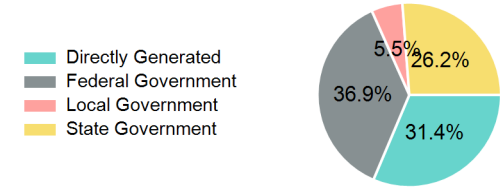
Summary of Operating Expenses (OE)

Mode	Operating Expenses	Fare Revenues
Demand Response	\$469,975	\$0
Total	\$469,975	\$0

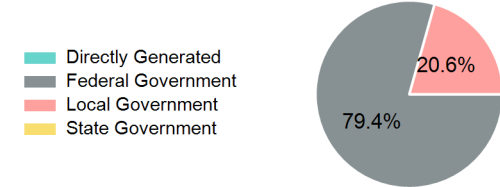
Sources of Operating Funds Expended

Directly Generated	\$147,599
Federal Government	\$173,309
Local Government	\$25,869
State Government	\$123,198
Total Operating Funds Expended	\$469,975

Operating Funding Sources



Capital Funding Sources



Sources of Capital Funds Expended

Directly Generated	\$0
Federal Government	\$110,580
Local Government	\$28,764
State Government	\$0
Total Capital Funds Expended	\$139,344

2023 Asset Management

Transit Asset Management (TAM) Tier	Tier II	TAM Sponsor NTD ID	5R02
--	---------	---------------------------	------

Metrics

Mode	Average Fleet Age in Years
Demand Response	4.2