

2023 Annual Agency Profile - City of Dowagiac (NTD ID 50494)

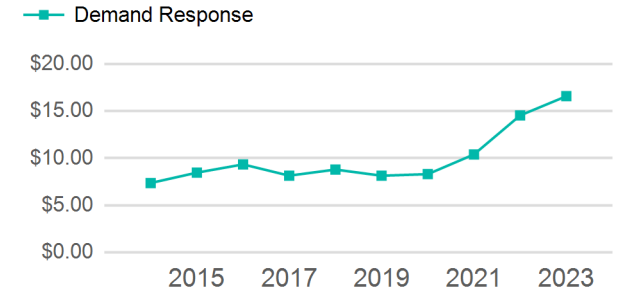
Mailing Address: 241 S FRONT ST
DOWAGIAC, MI

Website: https://www.cityofdowagiac.com/residents/transportation_service/s/index.php

Service Consumed

Annual Unlinked Trips (UPT) 19,123

Operating Expenses per Vehicle Revenue Mile



Assets

Revenue Vehicles 3
Service Vehicles
Facilities

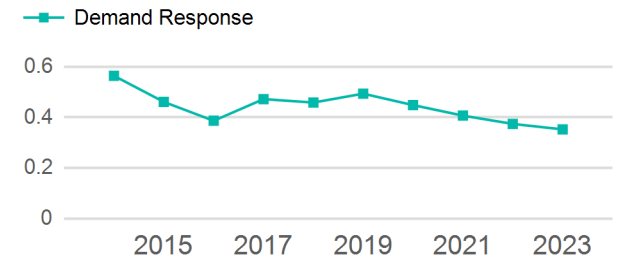
Service Supplied

Annual Vehicle Revenue Miles (VRM) 54,256
Annual Vehicle Revenue Hours (VRH) 4,684
Vehicles Operated in Maximum Service (VOMS) 2

Modal Characteristics

Mode	Annual Unlinked Passenger Trips	Directly Operated VOMS	Purchased Transportation VOMS	Annual Vehicle Revenue Miles	Annual Vehicle Revenue Hours
Demand Response	19,123	0	2	54,256	4,684
Total	19,123	0	2	54,256	4,684

Unlinked Passenger Trip per Vehicle Revenue Mile



Mode	Service Efficiency		Service Effectiveness		
	OE per VRM	OE per VRH	UPT per VRM	UPT per VRH	OE per UPT
Demand Response	\$5.84	\$67.65	0.4	4.1	\$16.57
Total	\$5.84	\$67.65	0.4	4.1	\$16.57

2023 Annual Agency Profile - City of Dowagiac (NTD ID 50494)

2023 Funding Breakdown


Summary of Operating Expenses (OE)

Mode	Operating Expenses	Fare Revenues
Demand Response	\$316,877	\$0
Total	\$316,877	\$0

Sources of Operating Funds Expended

Directly Generated	\$23,017
Federal Government	\$72,099
Local Government	\$112,876
State Government	\$108,885
Total Operating Funds Expended	\$316,877

Operating Funding Sources



Capital Funding Sources

Sources of Capital Funds Expended

Directly Generated	\$0
Federal Government	\$0
Local Government	\$0
State Government	\$0
Total Capital Funds Expended	\$0



2023 Asset Management

Transit Asset Management (TAM) Tier	Tier II	TAM Sponsor NTD ID	5R03
--	---------	---------------------------	------

Metrics

Mode	Average Fleet Age in Years
Demand Response	7.3