

# 2023 Annual Agency Profile - Three Rivers Community Action, Inc. (NTD ID 50510)

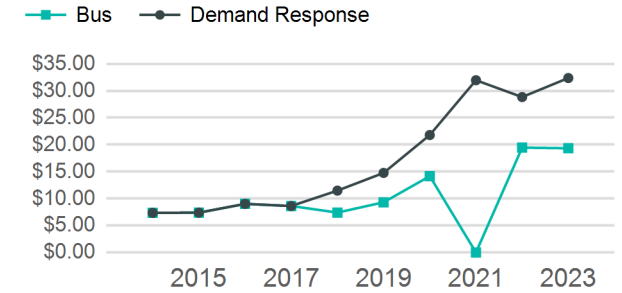
**Mailing Address:** 1414 NORTHSTAR DRIVE  
ZUMBROTA, MN

**Website:** <https://www.threeriverscap.org/hiawathaland-transit/>

## Service Consumed

**Annual Unlinked Trips (UPT)** 194,847

## Operating Expenses per Vehicle Revenue Mile



## Assets

**Revenue Vehicles** 52  
**Service Vehicles**  
**Facilities** 4

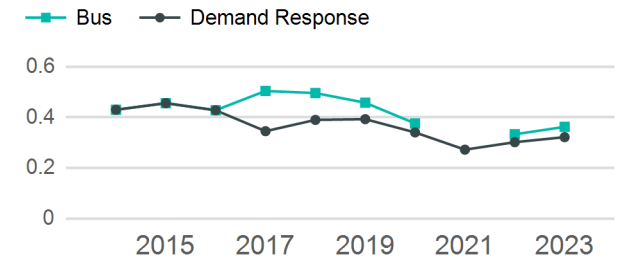
## Service Supplied

**Annual Vehicle Revenue Miles (VRM)** 564,627  
**Annual Vehicle Revenue Hours (VRH)** 56,127  
**Vehicles Operated in Maximum Service (VOMS)** 20

## Modal Characteristics

Mode	Annual Unlinked Passenger Trips	Directly Operated VOMS	Purchased Transportation VOMS	Annual Vehicle Revenue Miles	Annual Vehicle Revenue Hours
Bus	117,738	9	0	324,956	27,718
Demand Response	77,109	11	0	239,671	28,409
<b>Total</b>	<b>194,847</b>	<b>20</b>	<b>0</b>	<b>564,627</b>	<b>56,127</b>

## Unlinked Passenger Trip per Vehicle Revenue Mile



## Metrics

### Service Efficiency

### Service Effectiveness

Mode	OE per VRM	OE per VRH	UPT per VRM	UPT per VRH	OE per UPT
Bus	\$7.01	\$82.17	0.4	4.2	\$19.34
Demand Response	\$10.42	\$87.89	0.3	2.7	\$32.38
<b>Total</b>	<b>\$8.46</b>	<b>\$85.06</b>	<b>0.3</b>	<b>3.5</b>	<b>\$24.50</b>

# 2023 Annual Agency Profile - Three Rivers Community Action, Inc. (NTD ID 50510)

## 2023 Funding Breakdown

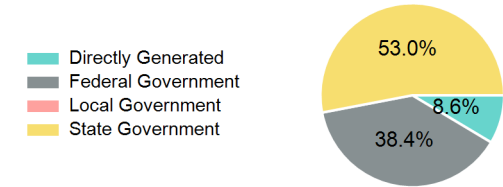
### Summary of Operating Expenses (OE)

Mode	Operating Expenses	Fare Revenues
Bus	\$2,277,452	\$0
Demand Response	\$2,496,762	\$0
<b>Total</b>	<b>\$4,774,214</b>	<b>\$0</b>

### Sources of Operating Funds Expended

Directly Generated	\$408,552
Federal Government	\$1,834,969
Local Government	\$0
State Government	\$2,530,693
<b>Total Operating Funds Expended</b>	<b>\$4,774,214</b>

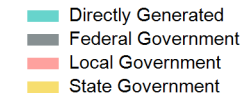
### Operating Funding Sources



### Capital Funding Sources

#### Sources of Capital Funds Expended

Directly Generated	\$0
Federal Government	\$0
Local Government	\$0
State Government	\$0
<b>Total Capital Funds Expended</b>	<b>\$0</b>



Transit Asset Management (TAM) Tier

Tier II

## 2023 Asset Management

TAM Sponsor NTD ID

5R04

### Metrics

Mode	Average Fleet Age in Years
Bus	7.0
Demand Response	7.0