

2023 Annual Agency Profile - Fond du Lac Reservation (NTD ID 55246)

Mailing Address: 1785 HIGHWAY 210
CARLTON, MN

Website: <https://www.fdlband.org/services/transit.php>

Geographic Coverage

Primary Urbanized/Rural Area Minnesota Non-UZA

Other Areas Served:

Assets

Revenue Vehicles 18
Service Vehicles
Facilities

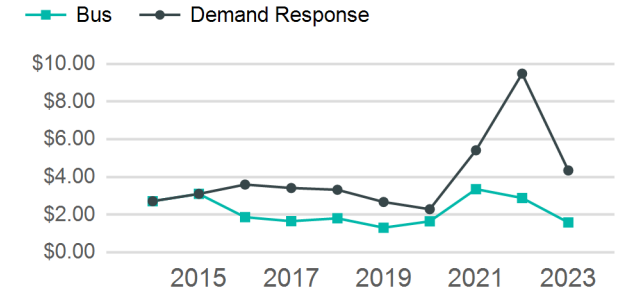
Service Consumed

Annual Unlinked Trips (UPT) 13,643

Service Supplied

Annual Vehicle Revenue Miles (VRM) 150,675
Annual Vehicle Revenue Hours (VRH) 8,961
Vehicles Operated in Maximum Service (VOMS) 6

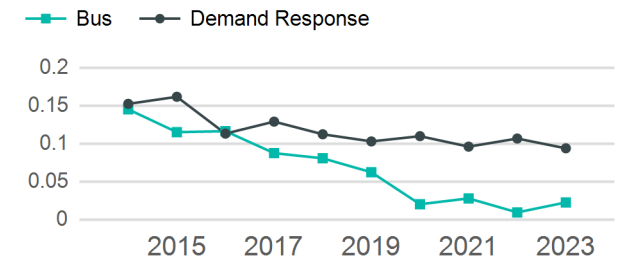
Operating Expenses per Vehicle Revenue Mile



Modal Characteristics

Mode	Annual Unlinked Passenger Trips	Directly Operated VOMS	Purchased Transportation VOMS	Annual Vehicle Revenue Miles	Annual Vehicle Revenue Hours
Bus	159	1	0	7,037	158
Demand Response	13,484	5	0	143,638	8,803
Total	13,643	6	0	150,675	8,961

Unlinked Passenger Trip per Vehicle Revenue Mile



Metrics

Service Efficiency

Service Effectiveness

Mode	OE per VRM	OE per VRH	UPT per VRM	UPT per VRH	OE per UPT
Bus	\$1.59	\$70.82	0.0	1.0	\$70.38
Demand Response	\$4.35	\$70.95	0.1	1.5	\$46.32
Total	\$4.22	\$70.95	0.1	1.5	\$46.60

2023 Annual Agency Profile - Fond du Lac Reservation (NTD ID 55246)

2023 Funding Breakdown

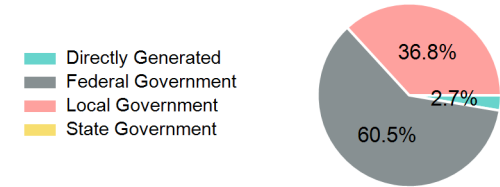
Summary of Operating Expenses (OE)

Mode	Operating Expenses	Fare Revenues
Bus	\$11,190	\$0
Demand Response	\$624,587	\$0
Total	\$635,777	\$0

Sources of Operating Funds Expended

Directly Generated	\$16,932
Federal Government	\$384,767
Local Government	\$234,078
State Government	\$0
Total Operating Funds Expended	\$635,777

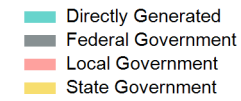
Operating Funding Sources



Capital Funding Sources

Sources of Capital Funds Expended

Directly Generated	\$0
Federal Government	\$0
Local Government	\$0
State Government	\$0
Total Capital Funds Expended	\$0



2023 Asset Management

Transit Asset Management (TAM) Tier Tier II

TAM Sponsor NTD ID

Metrics

Mode	Average Fleet Age in Years
Bus	5.3
Demand Response	5.3