

2023 Annual Agency Profile - Bois Forte Band of Chippewa (NTD ID 55252)

Mailing Address: 5344 LAKESHORE DR
ORR, MN

Website: <http://www.boisforte.com/>

Geographic Coverage

Primary Urbanized/Rural Area Minnesota Non-UZA

Other Areas Served:

Assets

Revenue Vehicles 37

Service Vehicles

Facilities 1

Service Consumed

Annual Unlinked Trips (UPT) 26,904

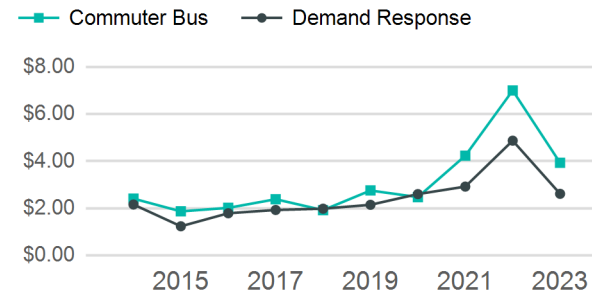
Service Supplied

Annual Vehicle Revenue Miles (VRM) 413,010

Annual Vehicle Revenue Hours (VRH) 13,076

Vehicles Operated in Maximum Service (VOMS) 11

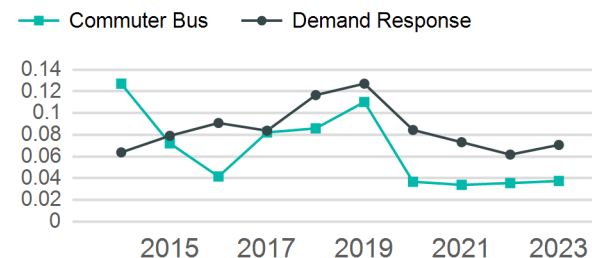
Operating Expenses per Vehicle Revenue Mile



Modal Characteristics

Mode	Annual Unlinked Passenger Trips	Directly Operated VOMS	Purchased Transportation VOMS	Annual Vehicle Revenue Miles	Annual Vehicle Revenue Hours
Commuter Bus	2,561	3	0	68,503	2,632
Demand Response	24,343	8	0	344,507	10,444
Total	26,904	11	0	413,010	13,076

Unlinked Passenger Trip per Vehicle Revenue Mile



Metrics

Mode	Service Efficiency		Service Effectiveness		
	OE per VRM	OE per VRH	UPT per VRM	UPT per VRH	OE per UPT
Commuter Bus	\$3.93	\$102.26	0.0	1.0	\$105.10
Demand Response	\$2.62	\$86.28	0.1	2.3	\$37.02
Total	\$2.83	\$89.49	0.1	2.1	\$43.50

2023 Annual Agency Profile - Bois Forte Band of Chippewa (NTD ID 55252)

2023 Funding Breakdown


Summary of Operating Expenses (OE)

Mode	Operating Expenses	Fare Revenues
Commuter Bus	\$269,152	\$0
Demand Response	\$901,074	\$0
Total	\$1,170,226	\$0

Sources of Operating Funds Expended

Directly Generated	\$223,557
Federal Government	\$946,669
Local Government	\$0
State Government	\$0
Total Operating Funds Expended	\$1,170,226

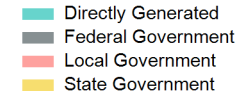
Operating Funding Sources



Capital Funding Sources

Sources of Capital Funds Expended

Directly Generated	\$0
Federal Government	\$0
Local Government	\$0
State Government	\$0
Total Capital Funds Expended	\$0



2023 Asset Management

Transit Asset Management (TAM) Tier Tier II

TAM Sponsor NTD ID

Metrics

Mode	Average Fleet Age in Years
Commuter Bus	4.3
Demand Response	5.1