

# 2023 Annual Agency Profile - Leech Lake Band of Ojibwe (NTD ID 55258)

Mailing Address: 190 SAILSTAR DR NW  
CASS LAKE, MN

Website: <https://www.llojibwe.org/admin/transit.html>

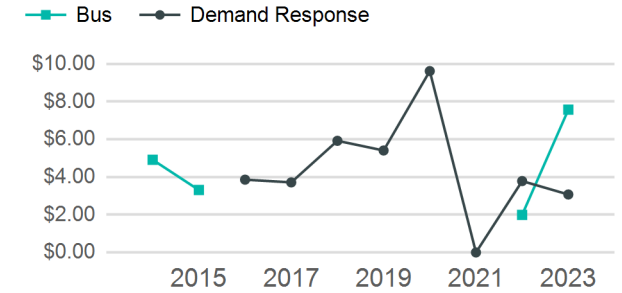
## Geographic Coverage

Primary Urbanized/Rural Area: Minnesota Non-UZA  
Other Areas Served:

## Service Consumed

Annual Unlinked Trips (UPT): 45,948

## Operating Expenses per Vehicle Revenue Mile



## Assets

Revenue Vehicles: 18  
Service Vehicles:  
Facilities: 1

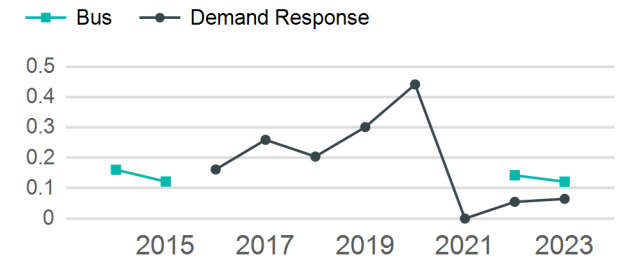
## Service Supplied

Annual Vehicle Revenue Miles (VRM): 655,370  
Annual Vehicle Revenue Hours (VRH): 31,085  
Vehicles Operated in Maximum Service (VOMS): 14

## Modal Characteristics

Mode	Annual Unlinked Passenger Trips	Directly Operated VOMS	Purchased Transportation VOMS	Annual Vehicle Revenue Miles	Annual Vehicle Revenue Hours
Bus	7,322	2	0	60,403	3,235
Demand Response	38,626	12	0	594,967	27,850
<b>Total</b>	<b>45,948</b>	<b>14</b>	<b>0</b>	<b>655,370</b>	<b>31,085</b>

## Unlinked Passenger Trip per Vehicle Revenue Mile



## Metrics

### Service Efficiency

### Service Effectiveness

Mode	OE per VRM	OE per VRH	UPT per VRM	UPT per VRH	OE per UPT
Bus	\$7.57	\$141.35	0.1	2.3	\$62.45
Demand Response	\$3.07	\$65.68	0.1	1.4	\$47.35
<b>Total</b>	<b>\$3.49</b>	<b>\$73.55</b>	<b>0.1</b>	<b>1.5</b>	<b>\$49.76</b>

# 2023 Annual Agency Profile - Leech Lake Band of Ojibwe (NTD ID 55258)

## 2023 Funding Breakdown

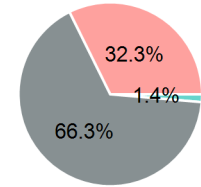
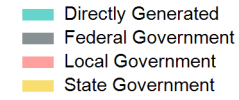
### Summary of Operating Expenses (OE)

Mode	Operating Expenses	Fare Revenues
Bus	\$457,271	\$0
Demand Response	\$1,829,083	\$0
<b>Total</b>	<b>\$2,286,354</b>	<b>\$0</b>

### Sources of Operating Funds Expended

Directly Generated	\$31,140
Federal Government	\$1,516,035
Local Government	\$739,179
State Government	\$0
<b>Total Operating Funds Expended</b>	<b>\$2,286,354</b>

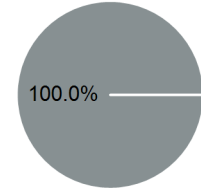
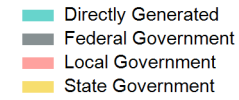
### Operating Funding Sources



### Sources of Capital Funds Expended

Directly Generated	\$0
Federal Government	\$38,801
Local Government	\$0
State Government	\$0
<b>Total Capital Funds Expended</b>	<b>\$38,801</b>

### Capital Funding Sources



Transit Asset Management (TAM) Tier Tier II

## 2023 Asset Management

TAM Sponsor NTD ID

### Metrics

Mode	Average Fleet Age in Years
Bus	3.5
Demand Response	6.9