

# 2023 Annual Agency Profile - White Earth Band of Chippewa (NTD ID 55270)

**Mailing Address:** 35500 EAGLEVIEW RD  
OGEMA, MN

**Website:** <http://www.whiteearth.com/>

## Geographic Coverage

**Primary Urbanized/Rural Area** Minnesota Non-UZA  
**Other Areas Served:**

## Service Consumed

**Annual Unlinked Trips (UPT)** 20,402

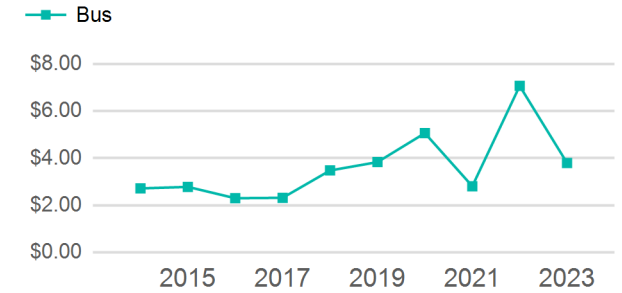
## Assets

**Revenue Vehicles** 11  
**Service Vehicles** 2  
**Facilities**

## Service Supplied

**Annual Vehicle Revenue Miles (VRM)** 396,254  
**Annual Vehicle Revenue Hours (VRH)** 13,553  
**Vehicles Operated in Maximum Service (VOMS)** 10

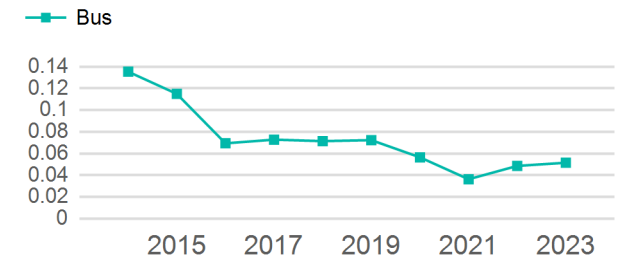
## Operating Expenses per Vehicle Revenue Mile



## Modal Characteristics

Mode	Annual Unlinked Passenger Trips	Directly Operated VOMS	Purchased Transportation VOMS	Annual Vehicle Revenue Miles	Annual Vehicle Revenue Hours
Bus	20,402	10	0	396,254	13,553
<b>Total</b>	<b>20,402</b>	<b>10</b>	<b>0</b>	<b>396,254</b>	<b>13,553</b>

## Unlinked Passenger Trip per Vehicle Revenue Mile



## Metrics

### Service Efficiency

### Service Effectiveness

Mode	OE per VRM	OE per VRH	UPT per VRM	UPT per VRH	OE per UPT
Bus	\$3.79	\$110.95	0.1	1.5	\$73.70
<b>Total</b>	<b>\$3.79</b>	<b>\$110.95</b>	<b>0.1</b>	<b>1.5</b>	<b>\$73.70</b>

# 2023 Annual Agency Profile - White Earth Band of Chippewa (NTD ID 55270)

## 2023 Funding Breakdown

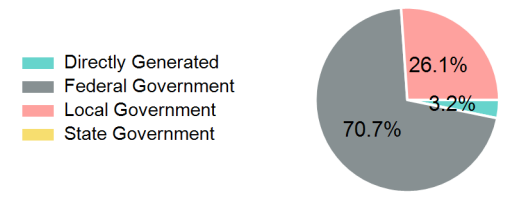
### Summary of Operating Expenses (OE)

Mode	Operating Expenses	Fare Revenues
Bus	\$1,503,697	\$0
<b>Total</b>	<b>\$1,503,697</b>	<b>\$0</b>

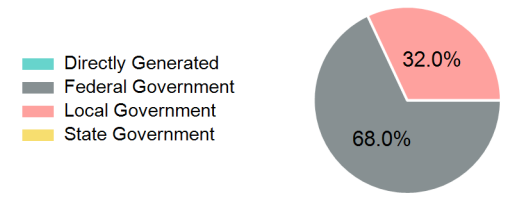
### Sources of Operating Funds Expended

Directly Generated	\$47,873
Federal Government	\$1,063,502
Local Government	\$392,322
State Government	\$0
<b>Total Operating Funds Expended</b>	<b>\$1,503,697</b>

### Operating Funding Sources



### Capital Funding Sources



### Sources of Capital Funds Expended

Directly Generated	\$0
Federal Government	\$454,601
Local Government	\$213,661
State Government	\$0
<b>Total Capital Funds Expended</b>	<b>\$668,262</b>

## 2023 Asset Management

Transit Asset Management (TAM) Tier Tier II

### TAM Sponsor NTD ID

### Metrics

Mode	Average Fleet Age in Years
Bus	2.0