

# 2023 Annual Agency Profile - Bad River Band of Lake Superior Tribe of Chippewa (NTD ID 55282)

Mailing Address: 72682 MAPLE ST  
ODANAH, WI

Website: <http://www.badriver-nsn.gov/>

## Geographic Coverage

Primary Urbanized/Rural Area: Wisconsin Non-UZA  
Other Areas Served:

## Assets

Revenue Vehicles: 9  
Service Vehicles: 1  
Facilities: 1

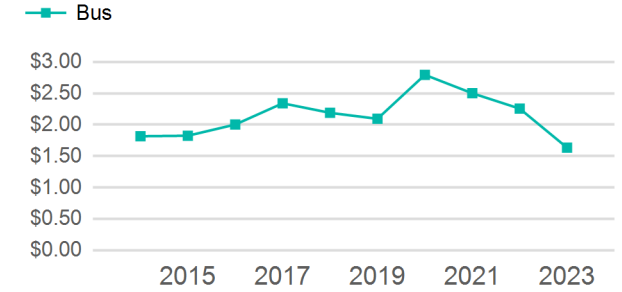
## Service Consumed

Annual Unlinked Trips (UPT): 35,020

## Service Supplied

Annual Vehicle Revenue Miles (VRM): 222,612  
Annual Vehicle Revenue Hours (VRH): 8,403  
Vehicles Operated in Maximum Service (VOMS): 2

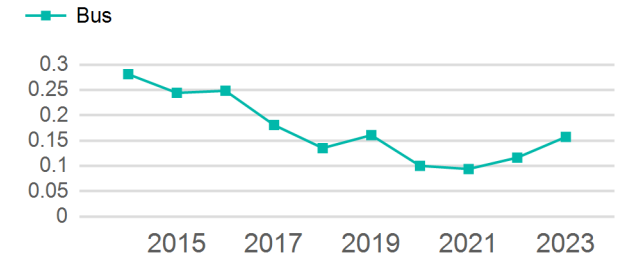
## Operating Expenses per Vehicle Revenue Mile



## Modal Characteristics

Mode	Annual Unlinked Passenger Trips	Directly Operated VOMS	Purchased Transportation VOMS	Annual Vehicle Revenue Miles	Annual Vehicle Revenue Hours
Bus	35,020	2	0	222,612	8,403
<b>Total</b>	<b>35,020</b>	<b>2</b>	<b>0</b>	<b>222,612</b>	<b>8,403</b>

## Unlinked Passenger Trip per Vehicle Revenue Mile



## Metrics

### Service Efficiency

### Service Effectiveness

Mode	OE per VRM	OE per VRH	UPT per VRM	UPT per VRH	OE per UPT
Bus	\$1.63	\$43.31	0.2	4.2	\$10.39
<b>Total</b>	<b>\$1.63</b>	<b>\$43.31</b>	<b>0.2</b>	<b>4.2</b>	<b>\$10.39</b>

# 2023 Annual Agency Profile - Bad River Band of Lake Superior Tribe of Chippewa (NTD ID 55282)

## 2023 Funding Breakdown

### Summary of Operating Expenses (OE)

Mode	Operating Expenses	Fare Revenues
Bus	\$363,932	\$0
<b>Total</b>	<b>\$363,932</b>	<b>\$0</b>

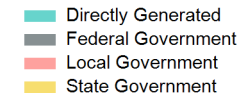
### Sources of Operating Funds Expended

Directly Generated	\$40,254
Federal Government	\$292,558
Local Government	\$31,120
State Government	\$0
<b>Total Operating Funds Expended</b>	<b>\$363,932</b>

### Operating Funding Sources



### Capital Funding Sources



### Sources of Capital Funds Expended

Directly Generated	\$0
Federal Government	\$139,286
Local Government	\$0
State Government	\$0
<b>Total Capital Funds Expended</b>	<b>\$139,286</b>

## 2023 Asset Management

Transit Asset Management (TAM) Tier: Tier II TAM Sponsor NTD ID: 5R06

### Metrics

Mode	Average Fleet Age in Years
Bus	3.8