

2023 Annual Agency Profile - Lac du Flambeau Band of Lake Superior Chippewa Indians (NTD ID 55300)

Mailing Address: 418 LITTLE PINE RD
LAC DU FLAMBEAU, WI

Website: <https://www.ldftribe.com/>

Geographic Coverage

Primary Urbanized/Rural Area Wisconsin Non-UZA

Other Areas Served:

Assets

Revenue Vehicles 7
Service Vehicles
Facilities 2

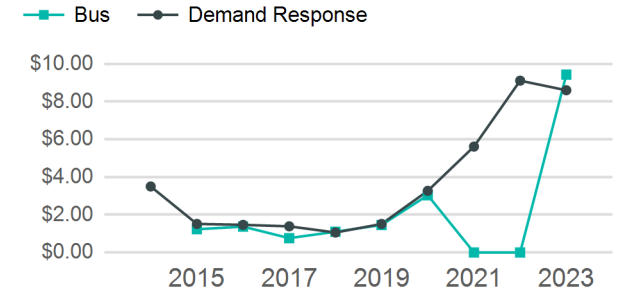
Service Consumed

Annual Unlinked Trips (UPT) 24,679

Service Supplied

Annual Vehicle Revenue Miles (VRM) 95,633
Annual Vehicle Revenue Hours (VRH) 4,580
Vehicles Operated in Maximum Service (VOMS) 7

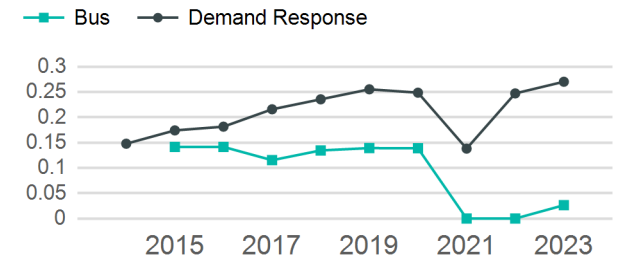
Operating Expenses per Vehicle Revenue Mile



Modal Characteristics

Mode	Annual Unlinked Passenger Trips	Directly Operated VOMS	Purchased Transportation VOMS	Annual Vehicle Revenue Miles	Annual Vehicle Revenue Hours
Bus	127	1	0	4,810	130
Demand Response	24,552	6	0	90,823	4,450
Total	24,679	7	0	95,633	4,580

Unlinked Passenger Trip per Vehicle Revenue Mile



Metrics

Service Efficiency

Service Effectiveness

Mode	OE per VRM	OE per VRH	UPT per VRM	UPT per VRH	OE per UPT
Bus	\$9.43	\$349.00	0.0	1.0	\$357.24
Demand Response	\$8.60	\$175.57	0.3	5.5	\$31.82
Total	\$8.64	\$180.49	0.3	5.4	\$33.50

2023 Annual Agency Profile - Lac du Flambeau Band of Lake Superior Chippewa Indians (NTD ID 55300)

2023 Funding Breakdown


Summary of Operating Expenses (OE)

Mode	Operating Expenses	Fare Revenues
Bus	\$45,370	\$0
Demand Response	\$781,282	\$0
Total	\$826,652	\$0

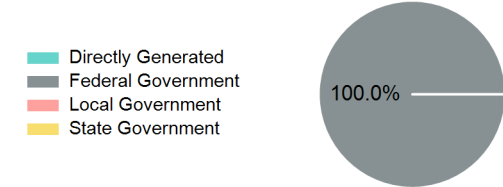
Sources of Operating Funds Expended

Directly Generated	\$22,853
Federal Government	\$803,799
Local Government	\$0
State Government	\$0
Total Operating Funds Expended	\$826,652

Operating Funding Sources



Capital Funding Sources



Sources of Capital Funds Expended

Directly Generated	\$0
Federal Government	\$62,448
Local Government	\$0
State Government	\$0
Total Capital Funds Expended	\$62,448

2023 Asset Management

Transit Asset Management (TAM) Tier	Tier II	TAM Sponsor NTD ID	5R06
--	---------	---------------------------	------

Metrics

Mode	Average Fleet Age in Years
Bus	10.0
Demand Response	4.3