

2023 Annual Agency Profile - City of Stoughton (NTD ID 55308)

Mailing Address: 207 S FORREST ST
Stoughton, WI

Website: <https://www.cityofstoughton.com>

Geographic Coverage

Primary Urbanized/Rural Area Madison, WI
Service Area Population 12,834
Service Area Sq. Miles 64
Other Areas Served:
 Wisconsin Non-UZA

Assets

Revenue Vehicles 7
Service Vehicles
Facilities

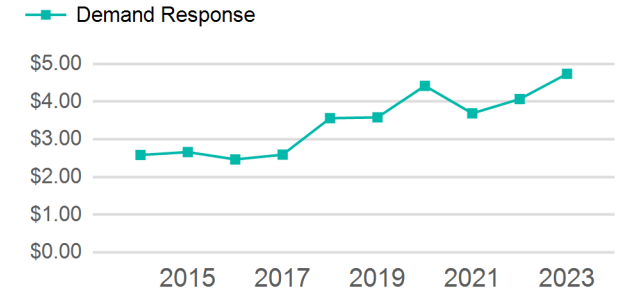
Service Consumed

Annual Unlinked Trips (UPT) 22,187

Service Supplied

Annual Vehicle Revenue Miles (VRM) 79,713
Annual Vehicle Revenue Hours (VRH) 10,280
Vehicles Operated in Maximum Service (VOMS) 7

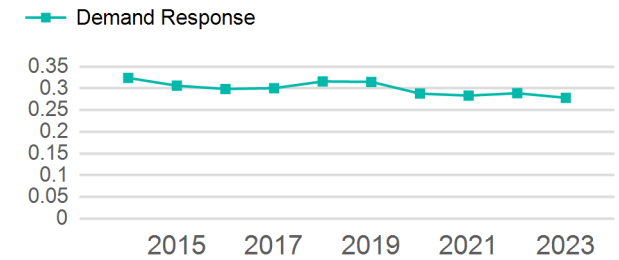
Operating Expenses per Vehicle Revenue Mile



Modal Characteristics

Mode	Annual Unlinked Passenger Trips	Directly Operated VOMS	Purchased Transportation VOMS	Annual Vehicle Revenue Miles	Annual Vehicle Revenue Hours
Demand Response	22,187	0	7	79,713	10,280
Total	22,187	0	7	79,713	10,280

Unlinked Passenger Trip per Vehicle Revenue Mile



Mode	Service Efficiency		Service Effectiveness		
	OE per VRM	OE per VRH	UPT per VRM	UPT per VRH	OE per UPT
Demand Response	\$4.74	\$36.72	0.3	2.2	\$17.01
Total	\$4.74	\$36.72	0.3	2.2	\$17.01

2023 Annual Agency Profile - City of Stoughton (NTD ID 55308)

2023 Funding Breakdown

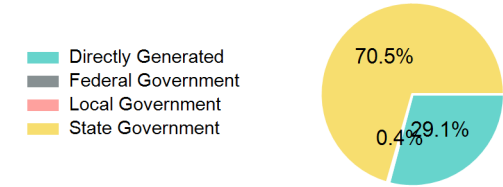
Summary of Operating Expenses (OE)

Mode	Operating Expenses	Fare Revenues
Demand Response	\$377,511	\$0
Total	\$377,511	\$0

Sources of Operating Funds Expended

Directly Generated	\$109,867
Federal Government	\$0
Local Government	\$1,350
State Government	\$266,294
Total Operating Funds Expended	\$377,511

Operating Funding Sources



Capital Funding Sources

Sources of Capital Funds Expended

Directly Generated	\$0
Federal Government	\$0
Local Government	\$0
State Government	\$0
Total Capital Funds Expended	\$0



2023 Asset Management

Transit Asset Management (TAM) Tier	Tier II	TAM Sponsor NTD ID	5R06
--	---------	---------------------------	------

Metrics

Mode	Average Fleet Age in Years
Demand Response	5.0