

2023 Annual Agency Profile - Marshall County (NTD ID 55313)

Mailing Address: 122 N PRAIRIE ST
LACON, IL

Website: <https://marshallcountyillinois.gov/public-transportation/>

Service Consumed

Annual Unlinked Trips (UPT) 11,717

Service Supplied

Annual Vehicle Revenue Miles (VRM) 174,607

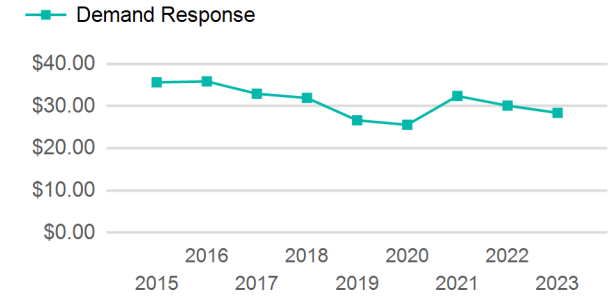
Annual Vehicle Revenue Hours (VRH) 11,283

Vehicles Operated in Maximum Service (VOMS) 10

Assets

Revenue Vehicles 12
Service Vehicles
Facilities

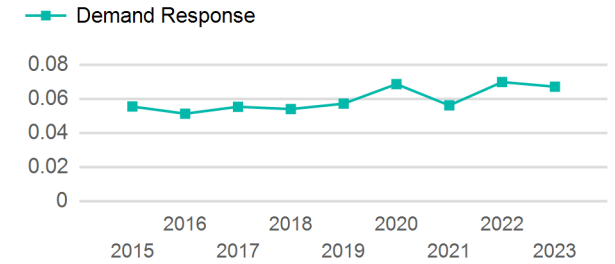
Operating Expenses per Vehicle Revenue Mile



Modal Characteristics

Mode	Annual Unlinked Passenger Trips	Directly Operated VOMS	Purchased Transportation VOMS	Annual Vehicle Revenue Miles	Annual Vehicle Revenue Hours
Demand Response	11,717	10	0	174,607	11,283
Total	11,717	10	0	174,607	11,283

Unlinked Passenger Trip per Vehicle Revenue Mile



Mode	Service Efficiency		Service Effectiveness		
	OE per VRM	OE per VRH	UPT per VRM	UPT per VRH	OE per UPT
Demand Response	\$1.91	\$29.49	0.1	1.0	\$28.39
Total	\$1.91	\$29.49	0.1	1.0	\$28.39

2023 Annual Agency Profile - Marshall County (NTD ID 55313)

2023 Funding Breakdown

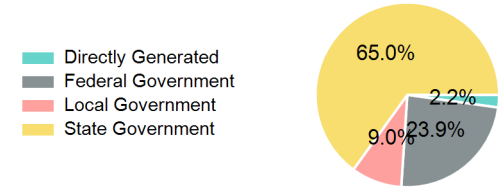
Summary of Operating Expenses (OE)

Mode	Operating Expenses	Fare Revenues
Demand Response	\$332,689	\$0
Total	\$332,689	\$0

Sources of Operating Funds Expended

Directly Generated	\$7,300
Federal Government	\$79,365
Local Government	\$29,783
State Government	\$216,241
Total Operating Funds Expended	\$332,689

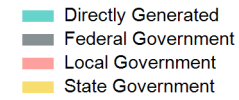
Operating Funding Sources



Capital Funding Sources

Sources of Capital Funds Expended

Directly Generated	\$0
Federal Government	\$0
Local Government	\$0
State Government	\$0
Total Capital Funds Expended	\$0



2023 Asset Management

Transit Asset Management (TAM) Tier	Tier II	TAM Sponsor NTD ID	5R01
--	---------	---------------------------	------

Metrics

Mode	Average Fleet Age in Years
Demand Response	6.6