

# 2023 Annual Agency Profile - Douglas County (Illinois) (NTD ID 55315)

**Mailing Address:** 11021 E COUNTY ROAD 800N  
CHARLESTON, IL

**Website:** <http://www.dialaridetransit.org/douglas-county-transportation.html>

## Service Consumed

Annual Unlinked Trips (UPT) 12,049

## Service Supplied

Annual Vehicle Revenue Miles (VRM) 55,184

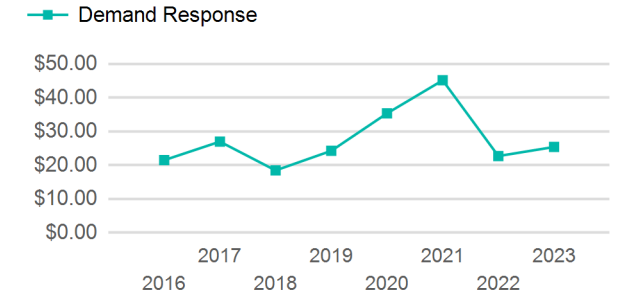
Annual Vehicle Revenue Hours (VRH) 1,651

Vehicles Operated in Maximum Service (VOMS) 4

## Assets

Revenue Vehicles 4  
Service Vehicles  
Facilities

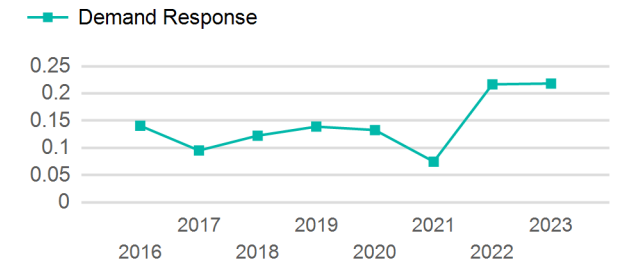
## Operating Expenses per Vehicle Revenue Mile



## Modal Characteristics

Mode	Annual Unlinked Passenger Trips	Directly Operated VOMS	Purchased Transportation VOMS	Annual Vehicle Revenue Miles	Annual Vehicle Revenue Hours
Demand Response	12,049	4	0	55,184	1,651
<b>Total</b>	<b>12,049</b>	<b>4</b>	<b>0</b>	<b>55,184</b>	<b>1,651</b>

## Unlinked Passenger Trip per Vehicle Revenue Mile



## Metrics

Mode	Service Efficiency		Service Effectiveness		
	OE per VRM	OE per VRH	UPT per VRM	UPT per VRH	OE per UPT
Demand Response	\$5.55	\$185.39	0.2	7.3	\$25.40
<b>Total</b>	<b>\$5.55</b>	<b>\$185.39</b>	<b>0.2</b>	<b>7.3</b>	<b>\$25.40</b>

# 2023 Annual Agency Profile - Douglas County (Illinois) (NTD ID 55315)

## 2023 Funding Breakdown

### Summary of Operating Expenses (OE)

Mode	Operating Expenses	Fare Revenues
Demand Response	\$306,076	\$0
<b>Total</b>	<b>\$306,076</b>	<b>\$0</b>

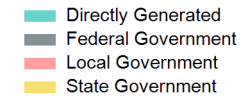
### Sources of Operating Funds Expended

Directly Generated	\$10,663
Federal Government	\$172,169
Local Government	\$0
State Government	\$123,244
<b>Total Operating Funds Expended</b>	<b>\$306,076</b>

### Operating Funding Sources



### Capital Funding Sources



### Sources of Capital Funds Expended

Directly Generated	\$0
Federal Government	\$0
Local Government	\$0
State Government	\$0
<b>Total Capital Funds Expended</b>	<b>\$0</b>

## 2023 Asset Management

<b>Transit Asset Management (TAM) Tier</b>	Tier II	<b>TAM Sponsor NTD ID</b>	5R01
--	---------	---------------------------	------

### Metrics

Mode	Average Fleet Age in Years
Demand Response	7.3