

2023 Annual Agency Profile - Peoples Express (NTD ID 55321)

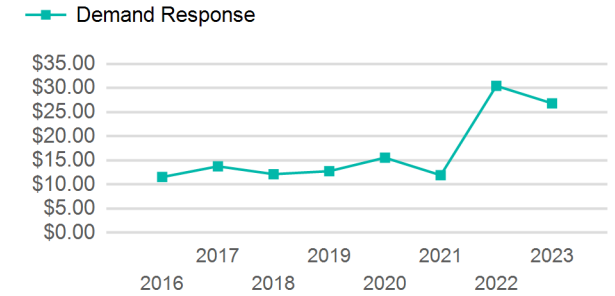
Mailing Address: 10 Jennings Rd
Whitmore Lake, MI

Website: <http://peoplesexpressmi.com/>

Service Consumed

Annual Unlinked Trips (UPT) 93,902

Operating Expenses per Vehicle Revenue Mile



Assets

Revenue Vehicles 70
Service Vehicles 1
Facilities 1

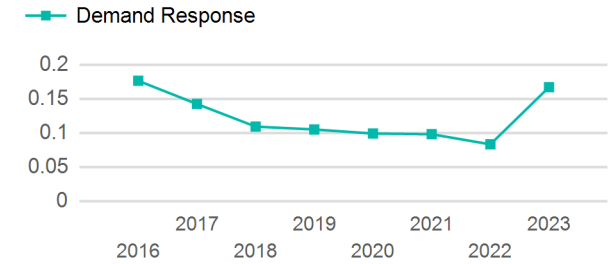
Service Supplied

Annual Vehicle Revenue Miles (VRM) 561,935
Annual Vehicle Revenue Hours (VRH) 37,560
Vehicles Operated in Maximum Service (VOMS) 24

Modal Characteristics

Mode	Annual Unlinked Passenger Trips	Directly Operated VOMS	Purchased Transportation VOMS	Annual Vehicle Revenue Miles	Annual Vehicle Revenue Hours
Demand Response	93,902	24	0	561,935	37,560
Total	93,902	24	0	561,935	37,560

Unlinked Passenger Trip per Vehicle Revenue Mile



Metrics

Mode	Service Efficiency		Service Effectiveness		
	OE per VRM	OE per VRH	UPT per VRM	UPT per VRH	OE per UPT
Demand Response	\$4.48	\$67.06	0.2	2.5	\$26.82
Total	\$4.48	\$67.06	0.2	2.5	\$26.82

2023 Annual Agency Profile - Peoples Express (NTD ID 55321)

2023 Funding Breakdown

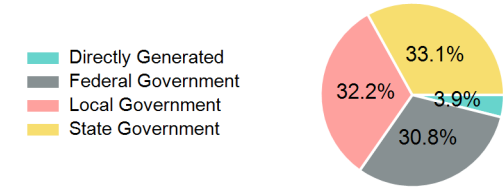
Summary of Operating Expenses (OE)

Mode	Operating Expenses	Fare Revenues
Demand Response	\$2,518,901	\$0
Total	\$2,518,901	\$0

Sources of Operating Funds Expended

Directly Generated	\$98,154
Federal Government	\$776,526
Local Government	\$810,754
State Government	\$833,467
Total Operating Funds Expended	\$2,518,901

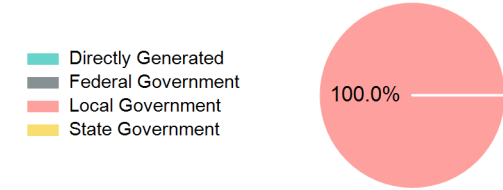
Operating Funding Sources



Sources of Capital Funds Expended

Directly Generated	\$0
Federal Government	\$0
Local Government	\$397,986
State Government	\$0
Total Capital Funds Expended	\$397,986

Capital Funding Sources



2023 Asset Management

Transit Asset Management (TAM) Tier	Tier II	TAM Sponsor NTD ID	5R03
--	---------	---------------------------	------

Metrics

Mode	Average Fleet Age in Years
Demand Response	4.5