

2023 Annual Agency Profile - Western-Washtenaw Area Value Express (NTD ID 55322)

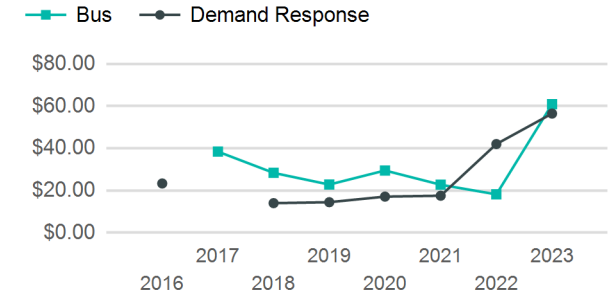
Mailing Address: 12172 JACKSON RD
Dexter, MI

Website: <http://ridethewavebus.org/>

Service Consumed

Annual Unlinked Trips (UPT) 28,849

Operating Expenses per Vehicle Revenue Mile



Assets

Revenue Vehicles 17
Service Vehicles
Facilities

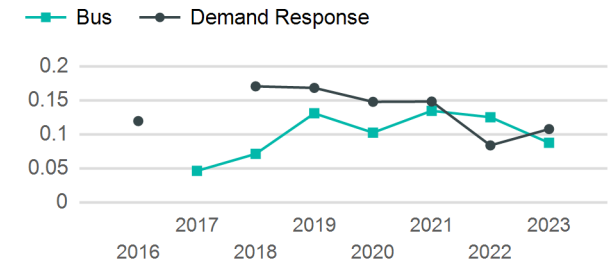
Service Supplied

Annual Vehicle Revenue Miles (VRM) 297,176
Annual Vehicle Revenue Hours (VRH) 24,575
Vehicles Operated in Maximum Service (VOMS) 15

Modal Characteristics

Mode	Annual Unlinked Passenger Trips	Directly Operated VOMS	Purchased Transportation VOMS	Annual Vehicle Revenue Miles	Annual Vehicle Revenue Hours
Demand Response	15,237	11	0	141,519	12,199
Bus	13,612	4	0	155,657	12,376
Total	28,849	15	0	297,176	24,575

Unlinked Passenger Trip per Vehicle Revenue Mile



Metrics

Service Efficiency

Service Effectiveness

Mode	OE per VRM	OE per VRH	UPT per VRM	UPT per VRH	OE per UPT
Demand Response	\$6.08	\$70.53	0.1	1.2	\$56.46
Bus	\$5.32	\$66.97	0.1	1.1	\$60.89
Total	\$5.68	\$68.74	0.1	1.2	\$58.55

2023 Annual Agency Profile - Western-Washtenaw Area Value Express (NTD ID 55322)

2023 Funding Breakdown

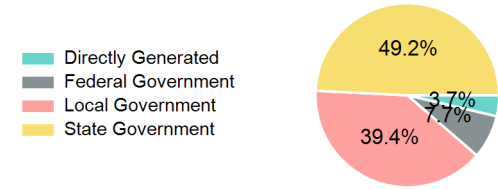
Summary of Operating Expenses (OE)

Mode	Operating Expenses	Fare Revenues
Demand Response	\$860,356	\$0
Bus	\$828,868	\$0
Total	\$1,689,224	\$0

Sources of Operating Funds Expended

Directly Generated	\$62,043
Federal Government	\$129,500
Local Government	\$666,296
State Government	\$831,385
Total Operating Funds Expended	\$1,689,224

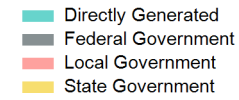
Operating Funding Sources



Capital Funding Sources

Sources of Capital Funds Expended

Directly Generated	\$0
Federal Government	\$0
Local Government	\$0
State Government	\$0
Total Capital Funds Expended	\$0



2023 Asset Management

Transit Asset Management (TAM) Tier: Tier II TAM Sponsor NTD ID: 5R03

Metrics

Mode	Average Fleet Age in Years
Demand Response	5.8
Bus	7.2